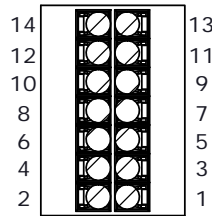
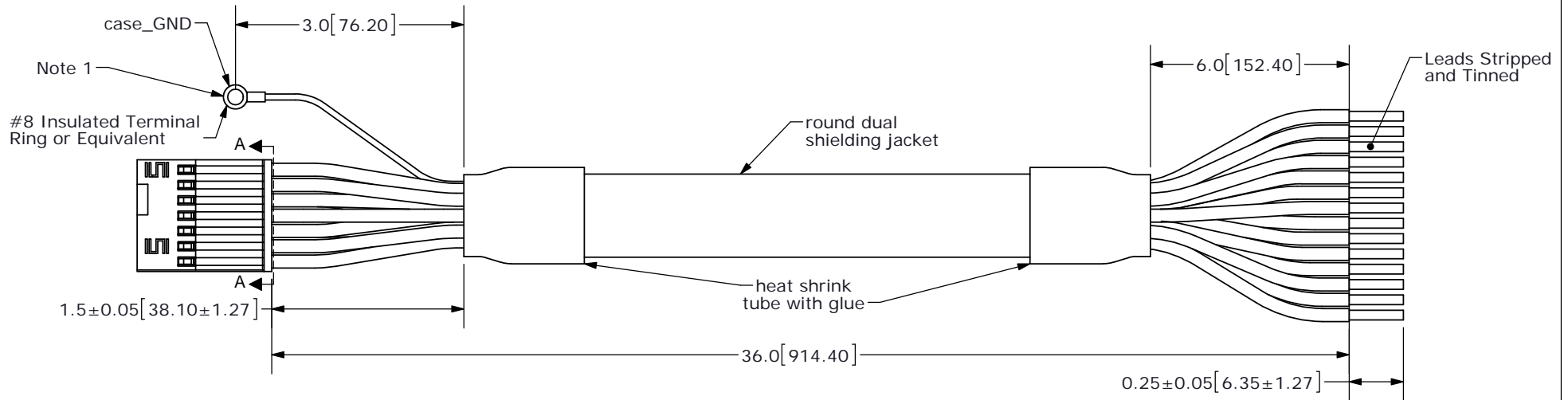
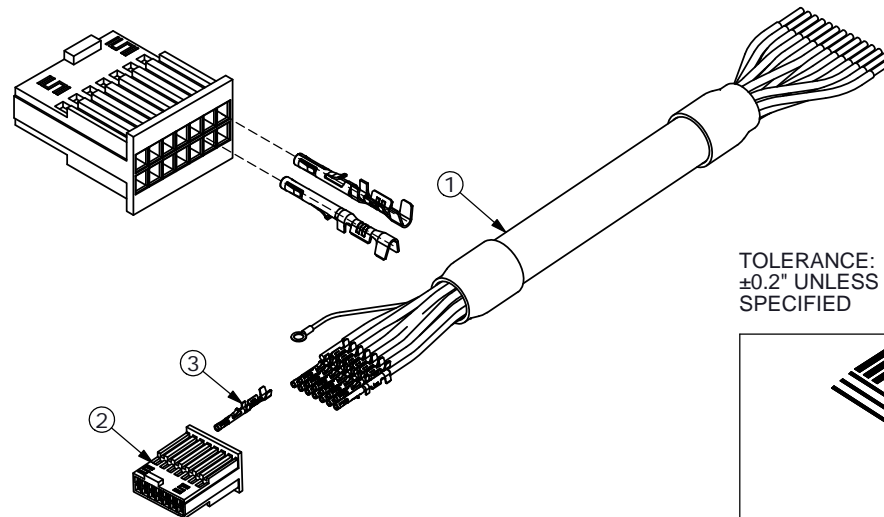


REV.	DESCRIPTION	DATE
A	initial release	7/29/2013



SECTION A-A  
SCALE 3 : 1  
(Back of Connector Housing)



TOLERANCE:  
±0.2" UNLESS OTHERWISE  
SPECIFIED



Connector Pinout				
#	Function		Color	
	AMT203	AMT303	Primary	Stripe
1	UNUSED		Blue	Red
2	CSB	Zero Set	Green	Red
3	MISO	U+	Brown	Black
4	GND		Black	Red
5	SCK	W+	Orange	Black
6	+5V		Red	Black
7	MOSI	V+	Red	White
8	B+		Green	Black
9	B-		Black	Green
10	A+		White	Black
11	A-		Black	White
12	Z+		Blue	Black
13	Z-		Black	Blue
14	T_Bit	COMM	Yellow	Black

NOTE 1: case\_GND is connected internally to GND (black/red) and cable shielding  
NOTE 2: To enable commutation output of AMT303, tie COMM to GND.

	Part	QTY	Part#
1	Cable	1	3M 3600B/20
2	Connector	1	Samtec ISDF-07-D-L
3	Crimp Pins	14	Samtec CC03L-2830-01-G

20050 SW 112th Ave.  
Tualatin, OR 97062  
Phone: 503-612-2300  
800-275-4899  
Fax: 503-612-2383  
Website: www.cui.com

ITEM NO: 977-7016R	REV: A
PART NO: AMT-14C-0-036-2	UNITS: INCHES [MM]
DRAWN BY: RDS	APPROVED BY:
SCALE:	

PC FILE NAME:  
AMT-14C-0-036-2

COPYRIGHT 2013 BY CUI INC.