

**MODEL:** CMC-97452-L100 | **DESCRIPTION:** ELECTRET CONDENSER MICROPHONE

**FEATURES**

- unidirectional
- high signal to noise ratio
- 100 mm lead wires


**SPECIFICATIONS**

parameter	conditions/description	min	typ	max	units
directivity	unidirectional				
sensitivity (S)	f = 1 kHz, 1 Pa, 0 dB = 1 V/Pa	-40	-37	-34	dB
standard operating voltage (Vs)			1.5		Vdc
max operating voltage				9	Vdc
output impedance (Zout)	f = 1 kHz, 1 Pa		2.2		kΩ
sensitivity reduction (ΔS-Vs)	f = 1 kHz, 1 Pa, Vs = 1.5 ~ 1.0 Vdc		-3		dB
frequency (f)		100		12,000	Hz
current consumption (IDSS)	Vs = 1.5 Vdc, RL = 2.0 kΩ			0.4	mA
signal to noise ratio (S/N)	f = 1 kHz, 1 Pa, A-weighted		69		dBA
dimensions	Ø9.7 x 4.5				mm
material	Al				
terminal	wire leads				
weight				1.0	g
operating temperature		-20		70	°C
storage temperature		-20		70	°C
RoHS	2011/65/EU				

Notes: 1. We use the "Pascal (Pa)" indication of sensitivity as per the recommendation of I.E.C. (International Electrotechnical Commission). The sensitivity of "Pa" will increase 20 dB compared to the "ubar" indication. Example: -60 dB (0 dB = 1 V/ubar) = -40 dB (1 V/Pa)  
 2. All specifications measured at 5~35°C, humidity at 45~85%, under 86~106 kPa pressure, unless otherwise noted.

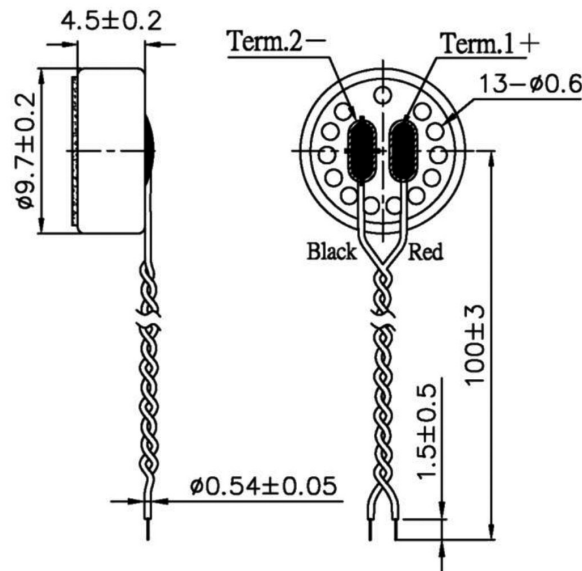
**SOLDERABILITY**

parameter	conditions/description	min	typ	max	units
hand soldering	for maximum 2 seconds	310	320	330	°C

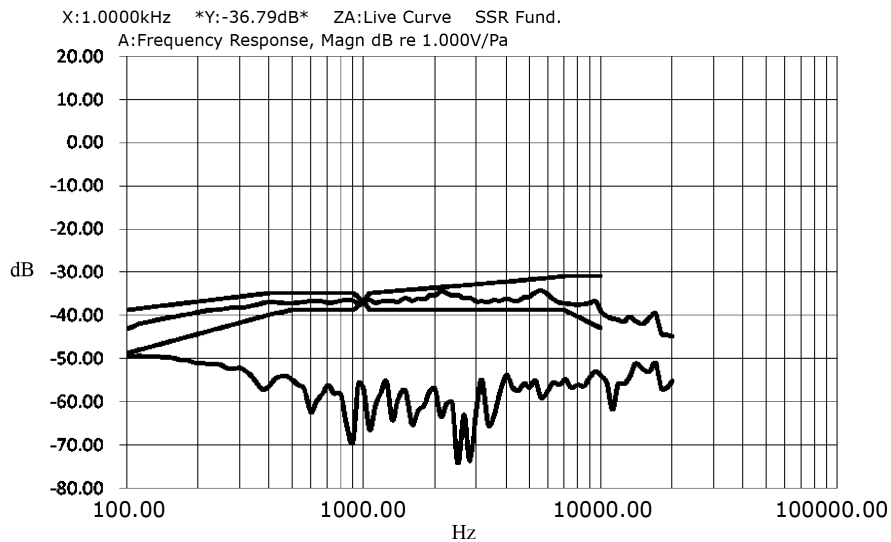
## MECHANICAL DRAWING

units: mm  
tolerance:  $\pm 0.2$  mm

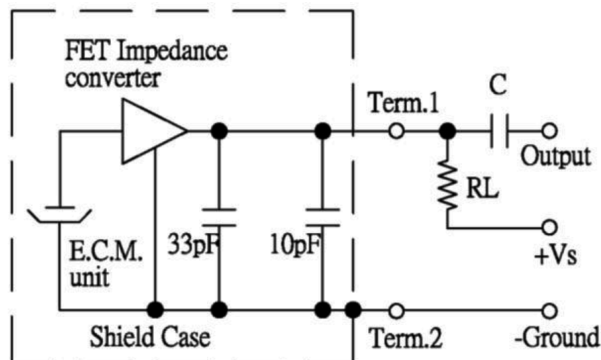
wire: UL1571 LF 32 AWG



## FREQUENCY RESPONSE CURVE



## MEASUREMENT CIRCUIT

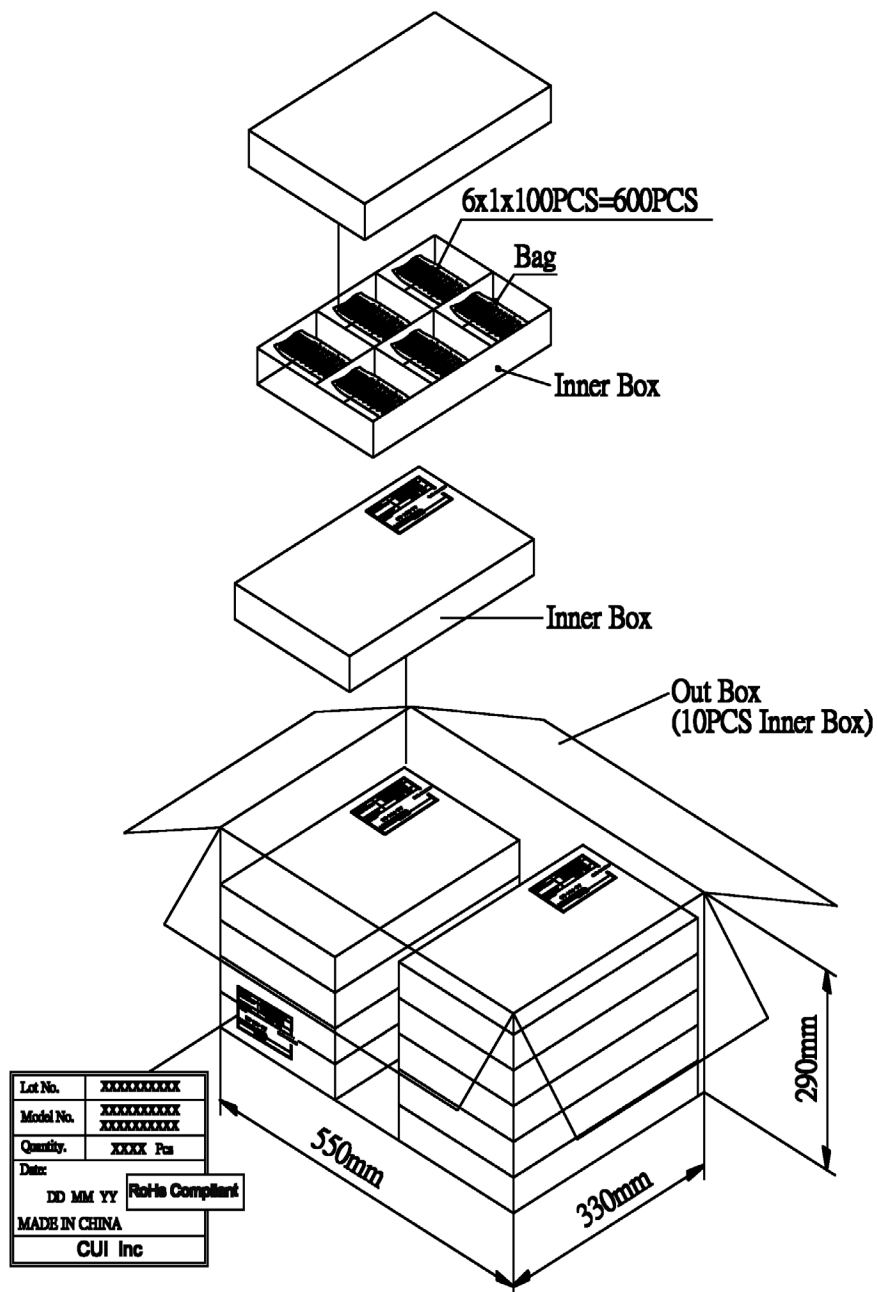


RL = 2.0 k $\Omega$   
C = 1  $\mu$ F

## PACKAGING

units: mm

Inner Box Size: 310 x 248 x 49 mm  
Outer Box Size: 550 x 330 x 290 mm  
Inner Box QTY: 600 pcs per box  
Outer Box QTY: 6,000 pcs per box



## REVISION HISTORY

---

rev.	description	date
1.0	initial release	11/28/2016

The revision history provided is for informational purposes only and is believed to be accurate.



**Headquarters**  
20050 SW 112th Ave.  
Tualatin, OR 97062  
**800.275.4899**

Fax 503.612.2383  
**cui.com**  
techsupport@cui.com

CUI offers a one (1) year limited warranty. Complete warranty information is listed on our website.

CUI reserves the right to make changes to the product at any time without notice. Information provided by CUI is believed to be accurate and reliable. However, no responsibility is assumed by CUI for its use, nor for any infringements of patents or other rights of third parties which may result from its use.

CUI products are not authorized or warranted for use as critical components in equipment that requires an extremely high level of reliability. A critical component is any component of a life support device or system whose failure to perform can be reasonably expected to cause the failure of the life support device or system, or to affect its safety or effectiveness.