

**MODEL:** CMS-15118D-SP | **DESCRIPTION:** SPEAKER

**FEATURES**

- micro-speaker
- small footprint
- low profile
- 8 ohm impedance


**SPECIFICATIONS**

parameter	conditions/description	min	typ	max	units
input power	maximum power: IEC-60268-5, filter 60s on/120s off, 10 cycles at room temp in 1 cc closed box		0.7	1.0	W
impedance	at 2.0 kHz	6.8	8	9.2	$\Omega$
resonant frequency (Fo)	at 1.0 V at 1.0 V in 1 cc closed box	425 807.5	500 950	575 1092.5	Hz Hz
frequency response	output SPL $\pm 10$ dB	Fo		10,000	Hz
sound pressure level	at 0.7 W, 0.1 m, at 1.0 kHz in 1 cc closed box	88	91	94	dB
distortion	at 1.0 kHz, 0.7 W			10	%
buzz, rattle, etc.	must be normal at sine wave between Fo ~ 20 kHz in 1 cc closed box		2.37		V
polarity	cone will move forward with positive dc current to "+" terminal				
dimensions	15 x 11 x 3				mm
magnet	Nd-Fe-B				
material	PPA				
cone material	mylar				
terminal	solder pads				
weight			1.5		g
operating temperature		-30		75	$^{\circ}\text{C}$
storage temperature		-40		85	$^{\circ}\text{C}$
RoHS	2011/65/EU				

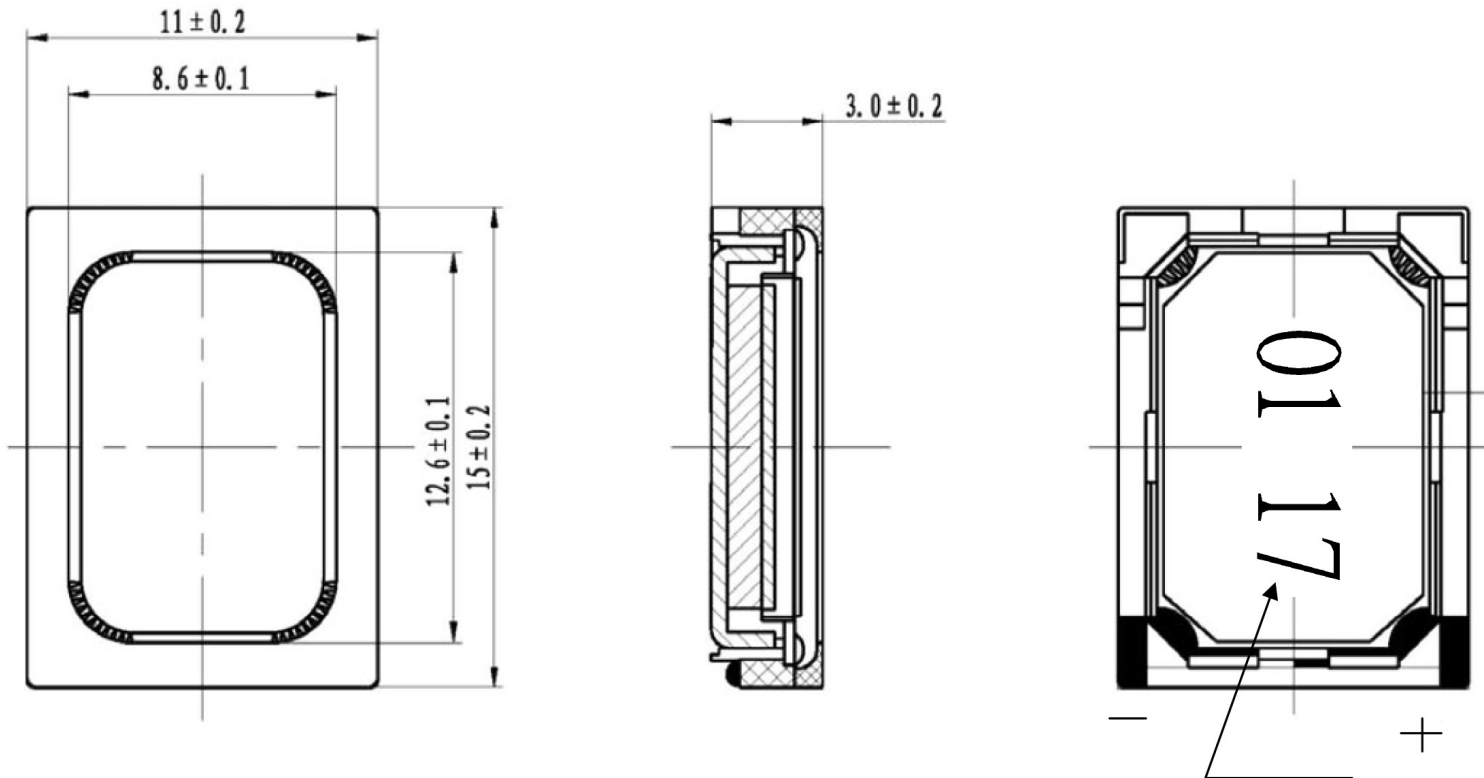
Notes: 1. All specifications measured at 5~35 $^{\circ}\text{C}$ , humidity at 45~85%, under 86~106 kPa pressure, unless otherwise noted.

**SOLDERABILITY**

parameter	conditions/description	min	typ	max	units
hand soldering	for maximum 3 seconds	370	380	390	$^{\circ}\text{C}$

### MECHANICAL DRAWING

units: mm  
tolerance:  $\pm 0.2$  mm

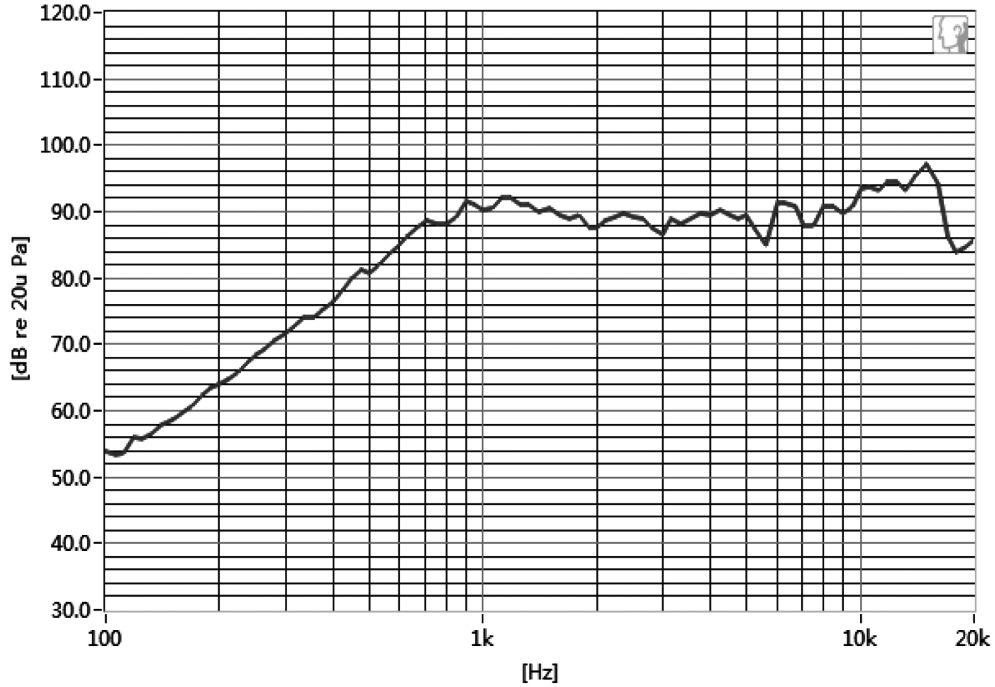


W	W	Y	Y
01		17--2017	
02		18--2018	

## RESPONSE CURVES

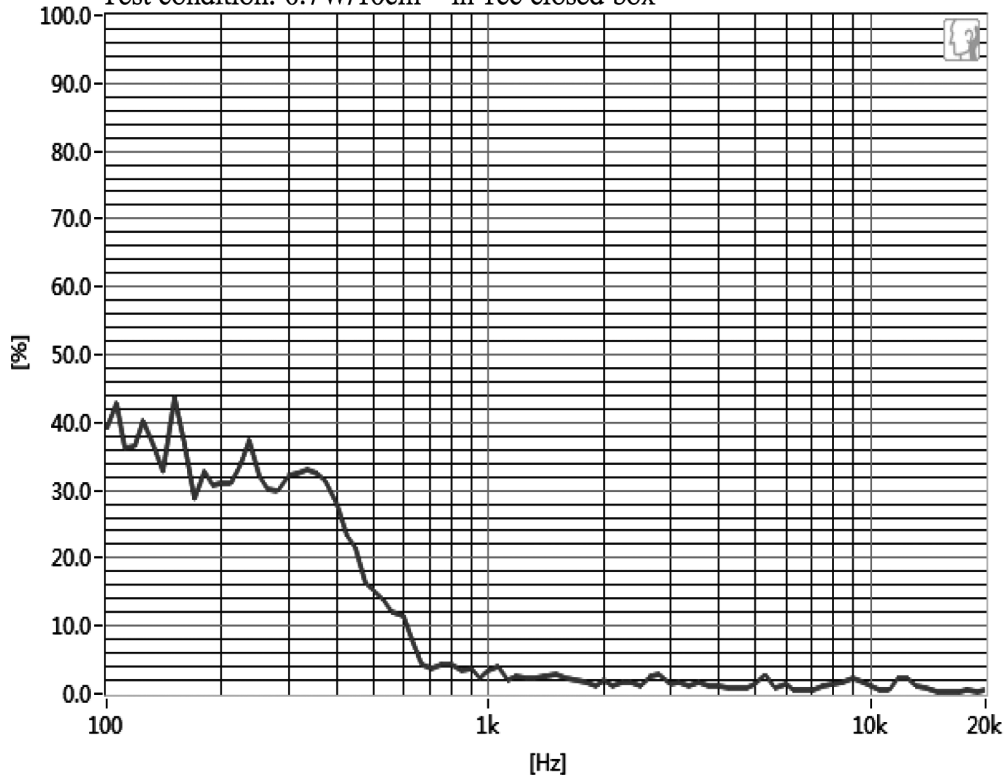
### Frequency Response Curve

Test condition: 0.7W/10cm in 1cc closed box



### Total Harmonic Distortion Curve

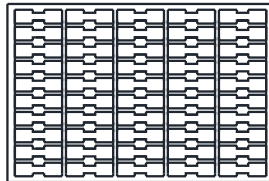
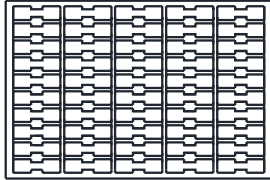
Test condition: 0.7W/10cm in 1cc closed box



## PACKAGING

units: mm

Tray Size: 220 x 300 x 8 mm  
 Carton Size: 460 x 320 x 120 mm  
 Tray QTY: 100 pcs per tray  
 Carton QTY: 2,000 pcs per carton

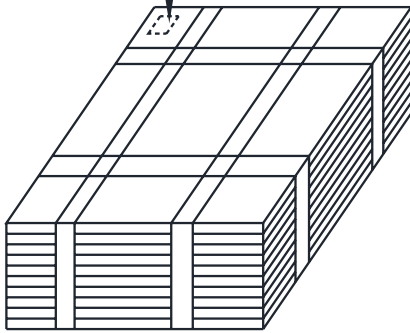


Paper+Bubble cotton(100 PCS)

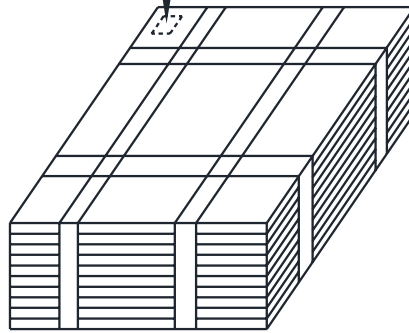
220×300×8

Paper+Bubble cotton(100 PCS)


220×300×8



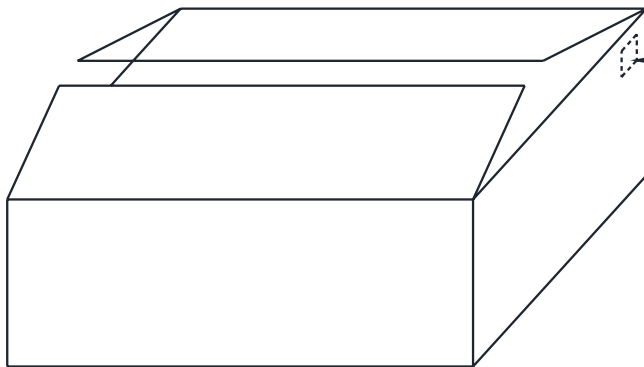
1000PCS  
220×300×85



1000PCS  
220×300×85

Lot No.	XXXXXXXXXX
Model No.	CUI Inv#. CUI Part#.
Quantity.	XXXX Pcs
Date:	DD MM YY 
MADE IN CHINA	
CUI Inc	

\* The label stuck on inner boxes and the outer of carton.



CARTON BOX(2000PCS)  
460×320×120

## REVISION HISTORY

---

rev.	description	date
1.0	initial release	07/06/2017

The revision history provided is for informational purposes only and is believed to be accurate.



**CUI INC**<sup>®</sup>

**Headquarters**  
20050 SW 112th Ave.  
Tualatin, OR 97062  
**800.275.4899**

Fax 503.612.2383  
**cui.com**  
techsupport@cui.com

CUI offers a one (1) year limited warranty. Complete warranty information is listed on our website.

CUI reserves the right to make changes to the product at any time without notice. Information provided by CUI is believed to be accurate and reliable. However, no responsibility is assumed by CUI for its use, nor for any infringements of patents or other rights of third parties which may result from its use.

CUI products are not authorized or warranted for use as critical components in equipment that requires an extremely high level of reliability. A critical component is any component of a life support device or system whose failure to perform can be reasonably expected to cause the failure of the life support device or system, or to affect its safety or effectiveness.