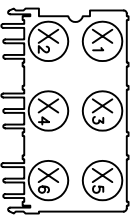
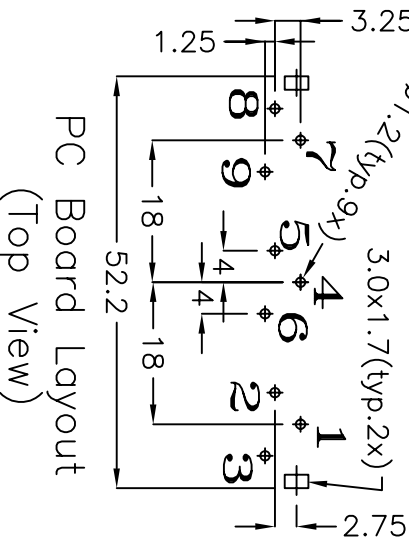


ROHS  
Compliant

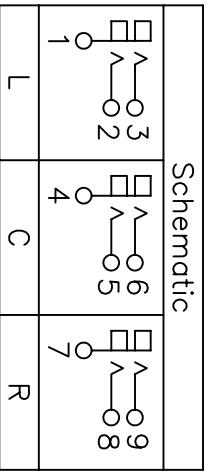


Color Chart
1 = Black
2 = Red
3 = White
4 = Yellow
5 = Blue
6 = Green



Part No.	Input X <sub>1</sub>	Input X <sub>2</sub>	Input X <sub>3</sub>	Input X <sub>4</sub>	Input X <sub>5</sub>	Input X <sub>6</sub>
RCJ-61212121	Red	Black	Red	Black	Red	Black
RCJ-61343434	White	Yellow	White	Yellow	White	Yellow
RCJ-61232323	Red	White	Red	White	Red	White
RCJ-61223344	Red	Red	White	White	Yellow	Yellow
RCJ-61X <sub>1</sub> X <sub>2</sub> X <sub>3</sub> X <sub>4</sub> X <sub>5</sub> X <sub>6</sub>	Color X <sub>1</sub>	Color X <sub>2</sub>	Color X <sub>3</sub>	Color X <sub>4</sub>	Color X <sub>5</sub>	Color X <sub>6</sub>

Example: (Black, Red, White, Yellow, Blue, Green)  
RCJ-61X<sub>1</sub>X<sub>2</sub>X<sub>3</sub>X<sub>4</sub>X<sub>5</sub>X<sub>6</sub> = RCJ-61123456



No.	Description	Material	Qty	Finish
1	Earth Terminal (Barrel)	0.5t Brass	3	Nickel Plated
2	Terminal D	0.5t Brass	3	Silver Plated
3	Terminal T	0.5t Brass	3	Silver Plated
4	Base	ABS	1	Black Color
5	Cover	ABS	3	Black Color
6	Input	PBT	6	See Color Index

PC FILE NAME: rcj-61xxxxxx.dwg

COPYRIGHT 2001 BY CUI INC.

**CUI INC**

9615 SW Allen, Suite 103  
Beaverton, OR 97005  
Phone: (503) 643-4899  
800-275-4899  
Fax: (503) 372-1266  
Website: www.cui.com

TITLE: RCA Jack, 6 port, 2x3, Right Angle, PCB Mount

PART NO. RCJ-61XXXXXX

UNITS: Millimeters

DRAWN BY: Todd R. White

APPROVED BY:

SCALE: 1x