


**SERIES:** CP30H | **DESCRIPTION:** PELTIER MODULE

**FEATURES**

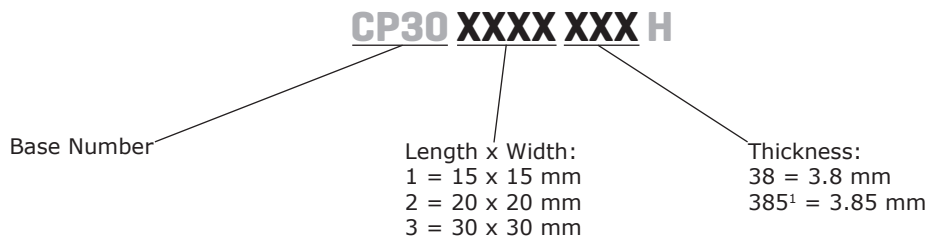
- arcTEC™ structure on select models
- enhanced reliability for high thermal cycling
- superior thermal performance
- silicon sealed
- wide  $\Delta T$  max
- low profile
- precise temperature control
- solid state construction



MODEL	input voltage <sup>1</sup> max (Vdc)	input current <sup>2</sup> max (A)	output Qmax <sup>3</sup>		output $\Delta T$ max <sup>4</sup>	
			T <sub>h</sub> =27°C (W)	T <sub>h</sub> =50°C (W)	T <sub>h</sub> =27°C (°C)	T <sub>h</sub> =50°C (°C)
CP30138H	3.8	3.0	7.3	8.0	70	77
CP30238H	8.8	3.0	16.6	18.0	70	77
CP303385H <sup>5</sup>	15.7	3.0	29.8	32.5	70	77

- Notes:
1. Maximum voltage at  $\Delta T$  max and T<sub>h</sub>=27°C
  2. Maximum current to achieve  $\Delta T$  max
  3. Maximum heat absorbed at cold side occurs at I<sub>max</sub>, V<sub>max</sub>, and  $\Delta T=0^\circ\text{C}$
  4. Maximum temperature difference occurs at I<sub>max</sub>, V<sub>max</sub>, and Q=0W ( $\Delta T$  max measured in a vacuum at 1.3 Pa)
  5. Designed with arcTEC™ structure.

**PART NUMBER KEY**



- Notes: 1. Only available in 30 x 30 mm size

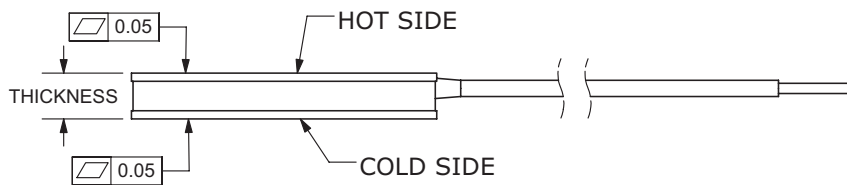
## SPECIFICATIONS

parameter	conditions/description	min	typ	max	units
internal resistance <sup>1</sup>	CP30138H	0.9	1.0	1.1	Ω
	CP30238H	1.98	2.20	2.42	Ω
	CP303385H	3.6	4.0	4.4	Ω
solder melting temperature	connection between thermoelectric pairs	235			°C
assembly compression				1	MPa
hot side plate				80	°C
RoHS	2011/65/EU				

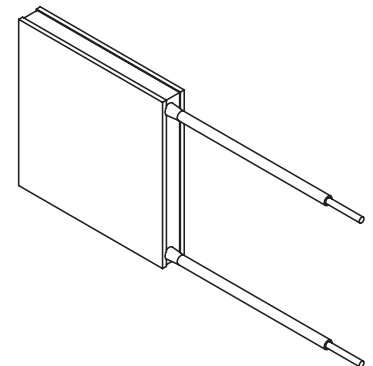
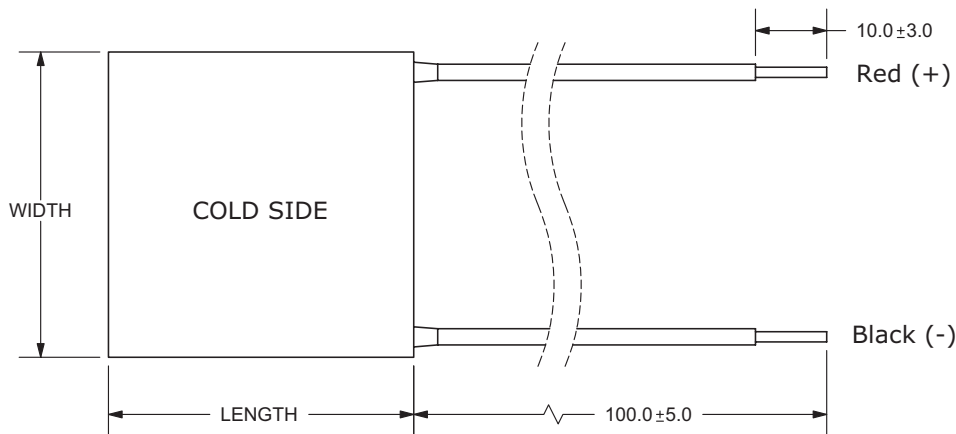
Note: 1. Measured by AC 4-terminal method at 25°C

## MECHANICAL DRAWING

units: mm

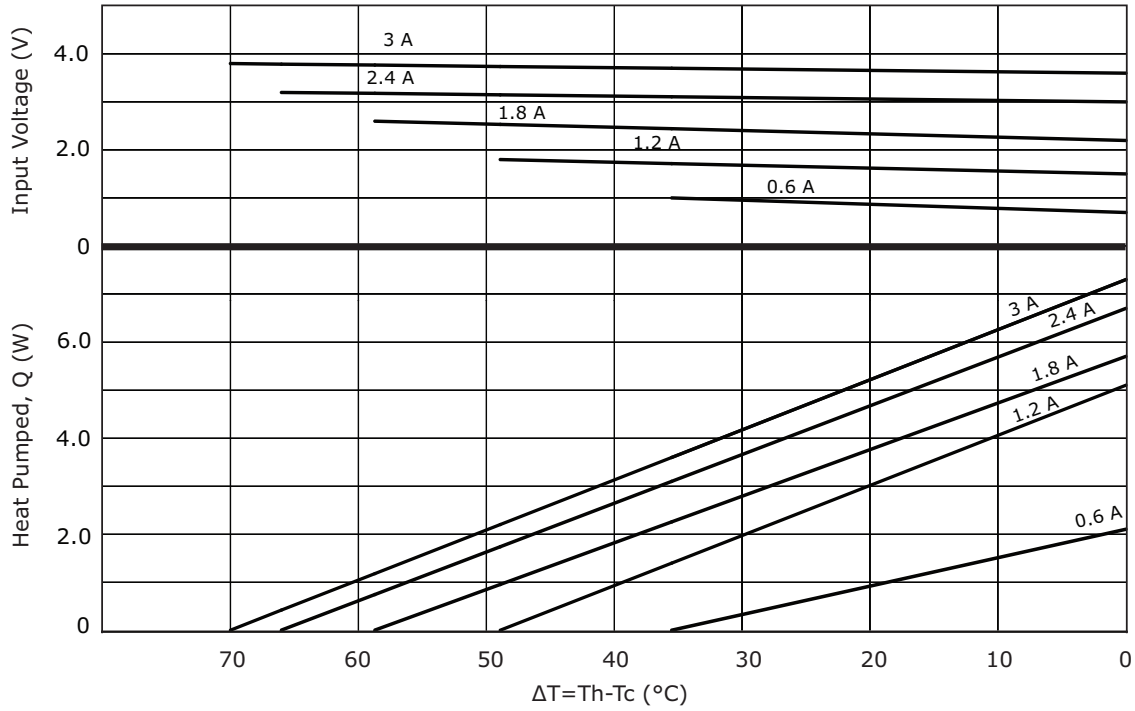


	MATERIAL	PLATING
ceramic plate	96% AL <sub>2</sub> O <sub>3</sub>	
wire leads	22 AWG	tin
sealer	silicon rubber 703 RTV (between cold and hot side plates)	
joint cover	silicon rubber 703 RTV	
marking	P/N & S/N printed on cold side surface	

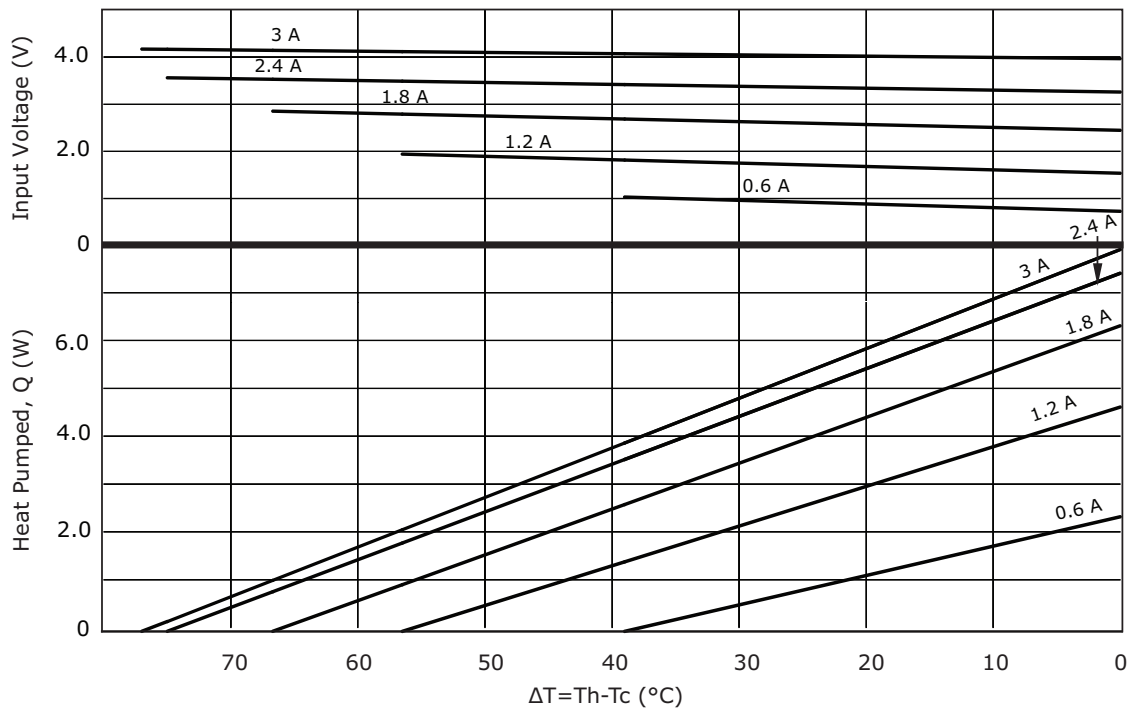


MODEL NO.	LENGTH (mm)	WIDTH (mm)	THICKNESS (mm)
CP30138H	15 ±0.3	15 ±0.3	3.8 ±0.025
CP30238H	20 ±0.3	20 ±0.3	3.8 ±0.025
CP303385H	30 ±0.3	30 ±0.3	3.85 ±0.02

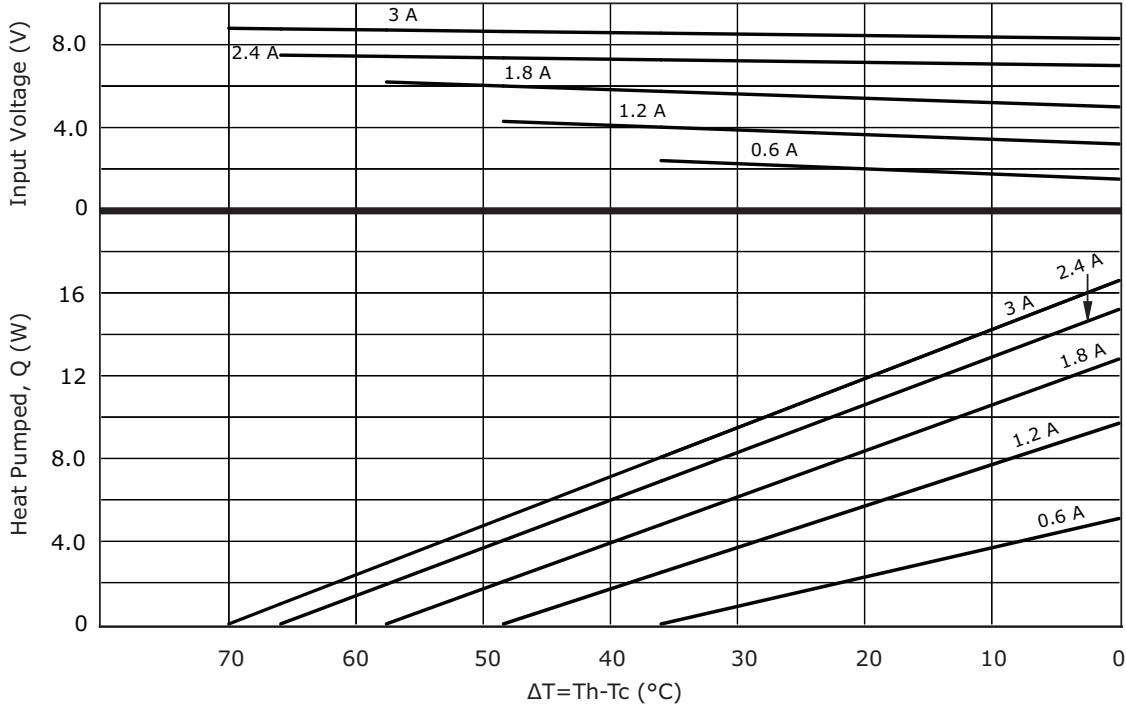
### CP30138H PERFORMANCE (Th=27°C)



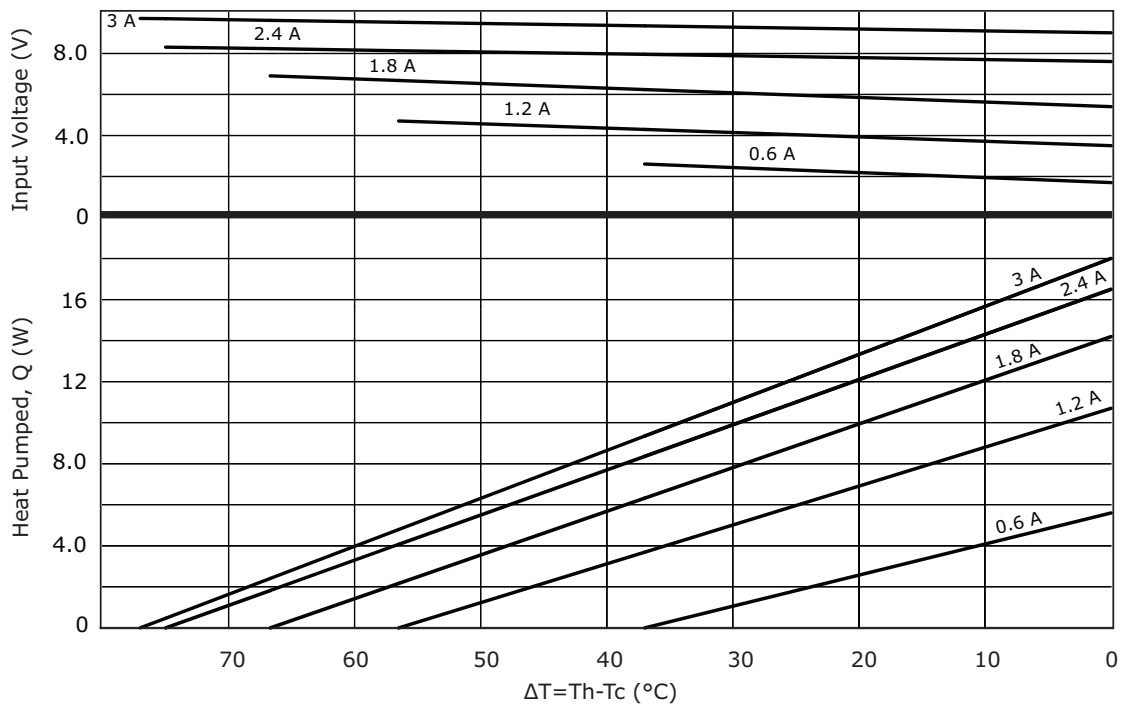
### CP30138H PERFORMANCE (Th=50°C)



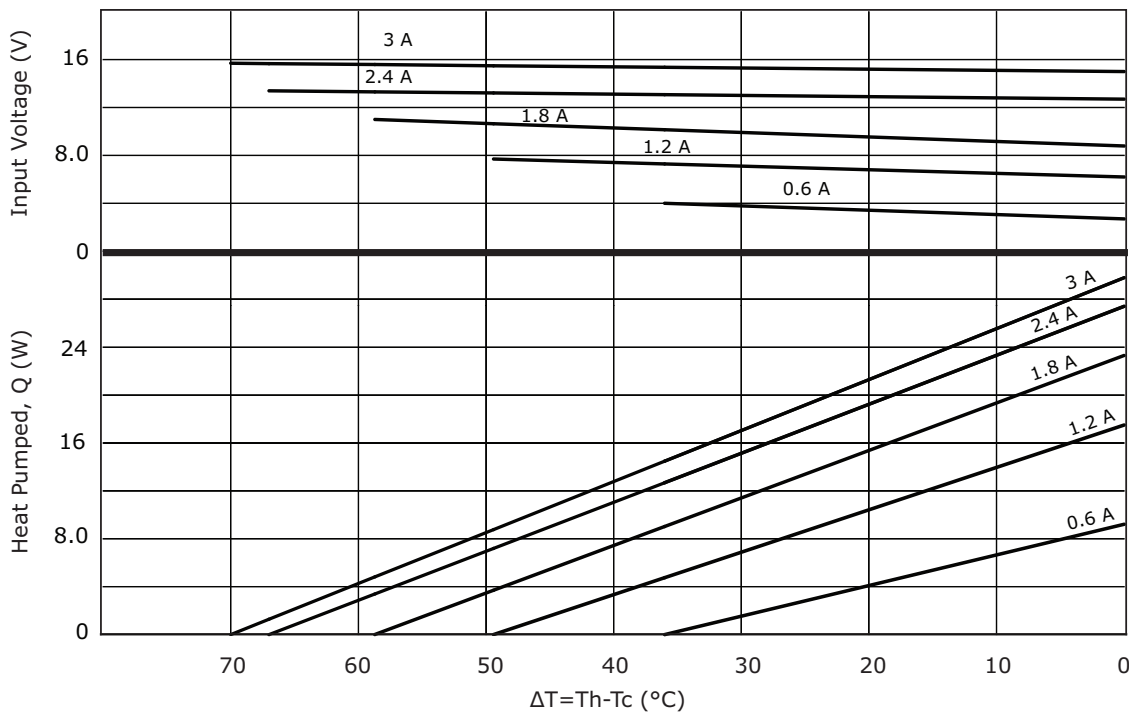
### CP30238H PERFORMANCE (Th=27°C)



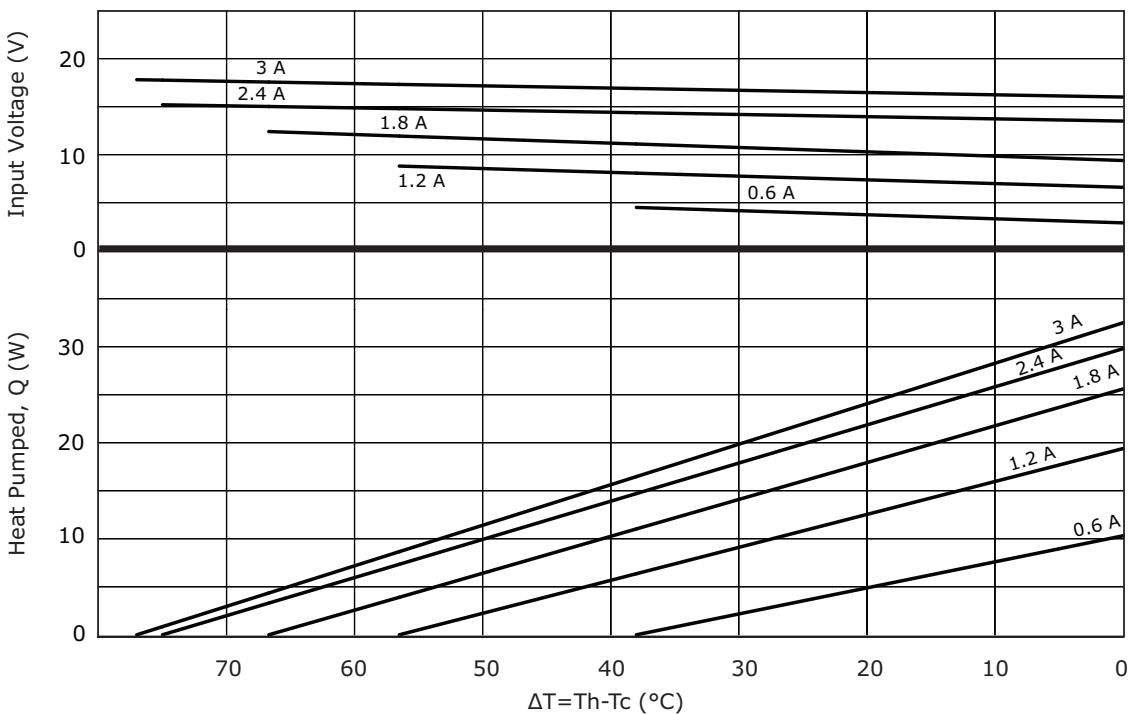
### CP30238H PERFORMANCE (Th=50°C)



### CP303385H PERFORMANCE (Th=27°C)



### CP303385H PERFORMANCE (Th=50°C)



## REVISION HISTORY

---

rev.	description	date
1.0	initial release	09/08/2016
1.01	updated datasheet	09/25/2017

The revision history provided is for informational purposes only and is believed to be accurate.



**CUI INC**<sup>®</sup>

**Headquarters**  
20050 SW 112th Ave.  
Tualatin, OR 97062  
**800.275.4899**

Fax 503.612.2383  
**cui.com**  
techsupport@cui.com

CUI offers a one (1) year limited warranty. Complete warranty information is listed on our website.

CUI reserves the right to make changes to the product at any time without notice. Information provided by CUI is believed to be accurate and reliable. However, no responsibility is assumed by CUI for its use, nor for any infringements of patents or other rights of third parties which may result from its use.

CUI products are not authorized or warranted for use as critical components in equipment that requires an extremely high level of reliability. A critical component is any component of a life support device or system whose failure to perform can be reasonably expected to cause the failure of the life support device or system, or to affect its safety or effectiveness.