CUI INC
a bel group

SERIES: VOFM-5 | DESCRIPTION: AC-DC POWER SUPPLY

DISCONTINUED

FEATURES

- up to 5 W continuous power
- compact size
- universal input (85~264 Vac)
- single output from 3.3~24 V
- 6,565 V isolation
- over load, over voltage, and short circuit protections
- full medical safety approvals
- efficiency up to 77%

MODEL

MODEL	output voltage (Vdc)	output current max (A)	output power max (W)	ripple[1] and noise max (mVp-p)	efficiency typ (%)
VOFM-5-3.3	3.3	1.25	4.125	50	68
VOFM-5-5	5	1.0	5	50	72
VOFM-5-9	9	0.55	5	90	74
VOFM-5-12	12	0.42	5	120	75
VOFM-5-15	15	0.33	5	150	75
VOFM-5-18	18	0.28	5	180	76
VOFM-5-24	24	0.23	5.5	240	77

Notes: 1. Ripple & noise are measured at 20 MHz BW with 0.1 µF ceramic cap and a 10 µF electrolytic capacitors on the output

PART NUMBER KEY

VOFM-5 - XX

Base Number — Output Voltage

INPUT

parameter	conditions/description	min	typ	max	units
voltage		85		264	Vac
frequency		47		63	Hz
current	at 85 Vac, full load			200	A
inrush current	at 264 Vac, full load, cold start			40	A

OUTPUT

parameter	conditions/description	min	typ	max	units
line regulation	high line to low line at full load		±0.5		%
load regulation	110 Vac at full load to 10% load		±1		%
hold-up time	115 Vac at full load	8			ms

OUTPUT

parameter	conditions/description	min	typ	max	units
over voltage protection		130		150	%
over current protection				180	%Io
short circuit protection	auto recovery upon removal of short				

SAFETY & COMPLIANCE

parameter	conditions/description	min	typ	max	units
isolation voltage	primary to secondary for 1 minute primary to transformer core for 1 minute	6,565 1,500			Vac Vac
isolation resistance	per EN60601-1				
safety approvals	TUV EN 60601-1, CE, UL/cUL 60601-1 (E302945)				
EMI/EMC	EN 55011, EN 55022, EN 55024, EN 61204-3, EN 61000-3-(2,3), EN 61000-6-(1,3), EN60601-1-2				
leakage current				100	µA
RoHS compliant	yes				

ENVIRONMENTAL

parameter	conditions/description	min	typ	max	units
operating temperature	see derating curve	0		70	°C
storage temperature		-20		85	°C
operating humidity	non-condensing	0		93	%
storage humidity	non-condensing	0		93	%

DISCONTINUED

DERATING CURVES

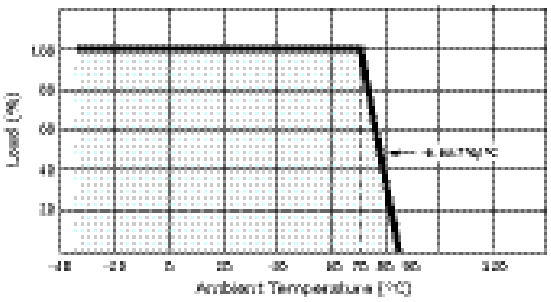

MECHANICAL

parameter	conditions/description	min	typ	max	units
dimensions	2.165 x 1.378 x 0.861 (55.00 x 35.00 x 22.00 mm)				inch
cooling method	free air convection				

MECHANICAL DRAWING

units: inches (mm)

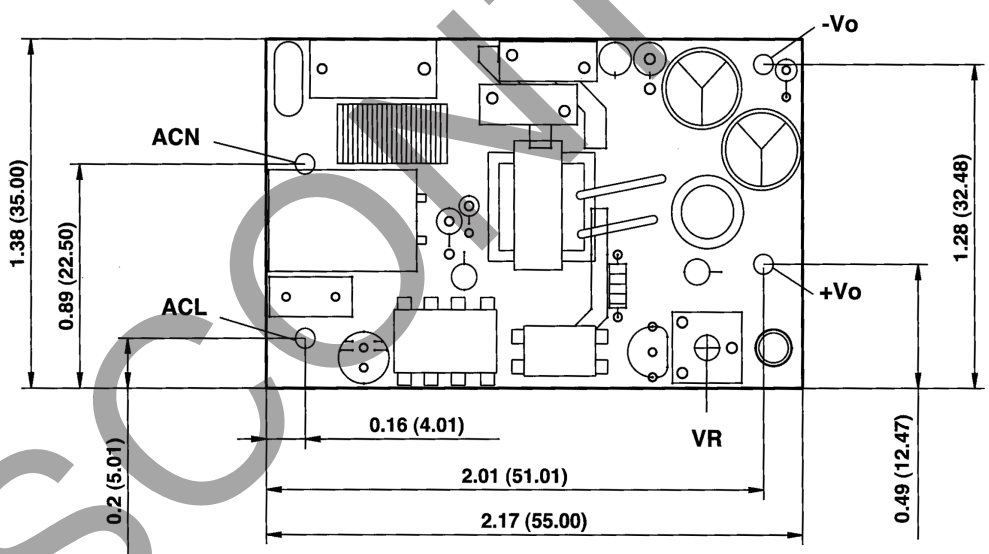

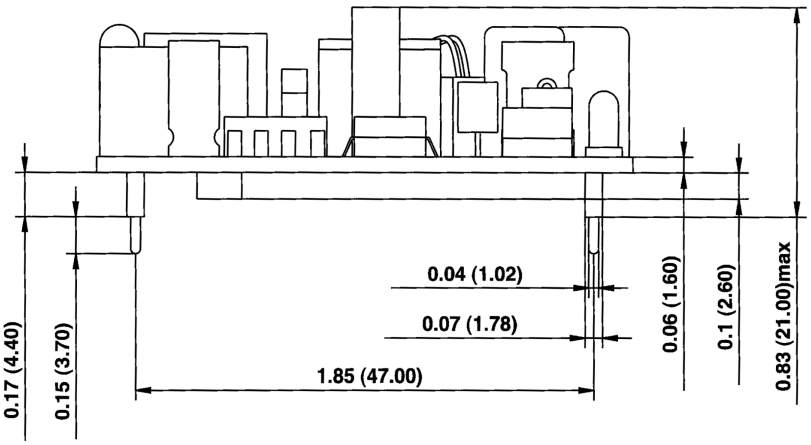

DISCONTINUED

REVISION HISTORY

rev.	description	date
1.0	initial release	03/03/2006
1.01	mechanical drawing updates	12/27/2007
1.02	new template applied, V-Infinity branding removed	08/23/2012
1.03	updated features	11/05/2012
1.04	company logo updated	11/02/2020

The revision history provided is for informational purposes only and is believed to be accurate.

DISCONTINUED

CUI INC
a bel group

Headquarters
20050 SW 112th Ave.
Tualatin, OR 97062
800.275.4899

Fax 503.612.2383
cui.com
techsupport@cui.com

CUI offers a two (2) year limited warranty. Complete warranty information is listed on our website.

CUI reserves the right to make changes to the product at any time without notice. Information provided by CUI is believed to be accurate and reliable. However, no responsibility is assumed by CUI for its use, nor for any infringements of patents or other rights of third parties which may result from its use.

CUI products are not authorized or warranted for use as critical components in equipment that requires an extremely high level of reliability. A critical component is any component of a life support device or system whose failure to perform can be reasonably expected to cause the failure of the life support device or system, or to affect its safety or effectiveness.