

Material: 30% PBT

MODEL	Ød1	Ød2	ØD	L	P	B1	B2	M	Torque	Mass	mom. inertia
G2J 5-3	5	3	15	20.6	15.2	5.2	5.2	3	7.13	4	1.02
G2J 5-3.2	5	3.2	15	20.6	15.2	5.2	5.2	3	7.13	4	1.02
G2J 5-4	5	4	15	20.6	15.2	5.2	5.2	3	7.13	4	1.02
G2J 5-5	5	5	15	20.5	15.2	5.2	5.2	3	7.13	4	1.02
G2J 6-3	6	3	16	21.4	16	5.4	5.4	3	8.15	4.5	1.32
G2J 6-3.2	6	3.2	16	21.4	16	5.4	5.4	3	8.15	4.5	1.32
G2J 6-4	6	4	16	21.4	16	5.4	5.4	3	8.15	4.5	1.32
G2J 6-5	6	5	16	21.4	16	5.4	5.4	3	8.15	4.5	1.32
G2J 6-6	6	6	16	21.4	16	5.4	5.4	3	8.15	4.5	1.32
G2J 8-4	8	4	20	24.2	16.2	6.8	6.8	4	15.3	3	4.07
G2J 8-5	8	5	20	24.2	16.2	6.8	6.8	4	15.3	3	4.07
G2J 8-6	8	6	20	24.2	16.2	6.8	6.8	4	15.3	3	4.07
G2J 8-8	8	8	20	24.2	16.2	6.8	6.8	4	15.3	3	4.07

kgfcm g gcm²

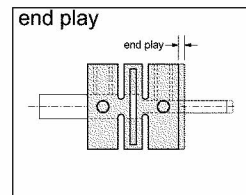
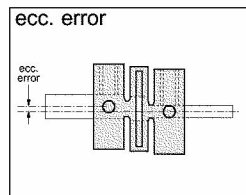
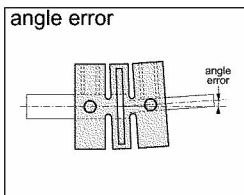
MODEL	max. angle error	max. end play	max. mis-align
G2J 5	6°	±0.3	0.4
G2J 6	6°	±0.3	0.5
G2J 8	5°	±0.4	0.5

ORDERING INSTRUCTIONS

G2J - XXX - XXX

bore1 Ø bore2 Ø

Custom bore sizes available upon request



CUI Inc.
 9615 SW Allen Blvd. #103
 Beaverton, OR 97005
 Tel: 503/643-4899 FAX: 503/643-6129

DRAWN BY JAS	UPDATED 07/02/02	CHECKED 07/02/02	RELEASED
-----------------	---------------------	---------------------	----------

PART NO.	G2J Couplings	REV. A
----------	----------------------	------------------