



Part No: EPA240050-S/T-SZ

Date: 5/11/2007

Unit: mm

Description: linear power supply

Page No: 1 of 7



Specifications

Output voltage	24 V ac at 500 mA	
Rated input voltage	120 V ac	
Primary rated voltage	120 V ac 60 Hz 18 W	
Primary exciting current	30 mA rms max.	
Secondary rated voltage & current	no load voltage (max.)	30.3 V ref
	full load voltage (500 mA)	24 V \pm 5%
Temperature rise of primary winding (full load)	70°C max. using resistance method	
Insulation resistance	\geq 100 M Ohm at 500 V dc	
HI-POT test	from input to output for 1 min.	1240 V ac at 2 mA
	from input to output for 1 sec.	1600 V ac at 2 mA
	from primary to secondary winding for 1 sec.	1600 V ac at 2 mA
	from primary winding to core for 1 sec.	1600 V ac at 2 mA
	from secondary winding to core for 1 sec.	750 V ac at 2 mA
Safety standards	UL/cUL	
RoHS compliant	yes	
No load power consumption	0.5 W max.	
Efficiency	Energy Star Compliant - Efficiency Level IV	
Test conditions	Ambient temp	40°C \pm 2°C
	Humidity	90-95% 96 hours at Full Load
	Rated voltage	8 hours at full load
Adapter color	Case	black
	Cord	black



Part No: EPA240050-S/T-SZ

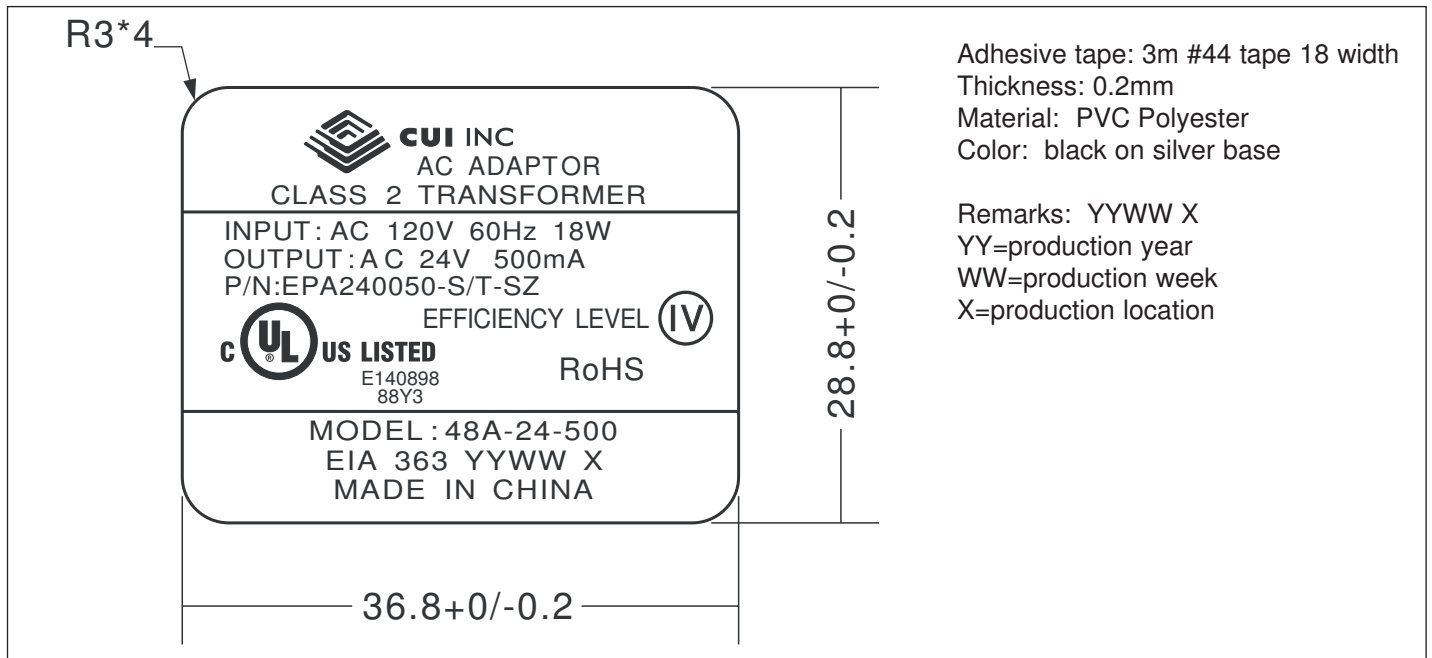
Date: 5/11/2007

Unit: mm

Description: linear power supply

Page No: 2 of 7

Label



Adhesive tape: 3m #44 tape 18 width
Thickness: 0.2mm
Material: PVC Polyester
Color: black on silver base

Remarks: YYWW X
YY=production year
WW=production week
X=production location



Part No: EPA240050-S/T-SZ

Date: 5/11/2007

Unit: mm

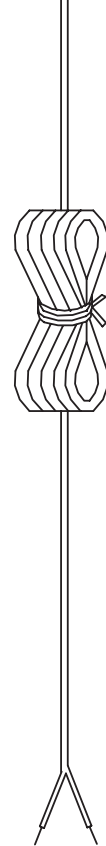

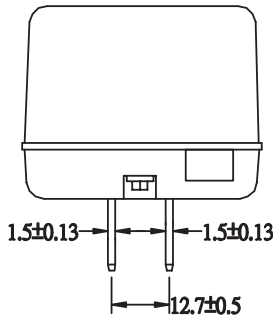
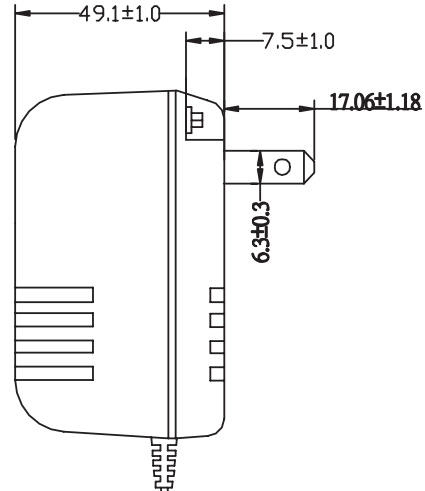
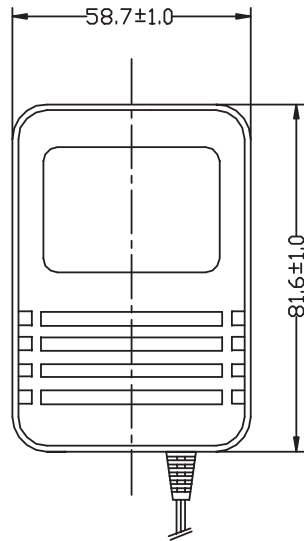
Description: linear power supply

Page No: 3 of 7

Mechanical Drawing

Tolerance: ± 1

Weight 419 g





CUI INC

Part No: EPA240050-S/T-SZ

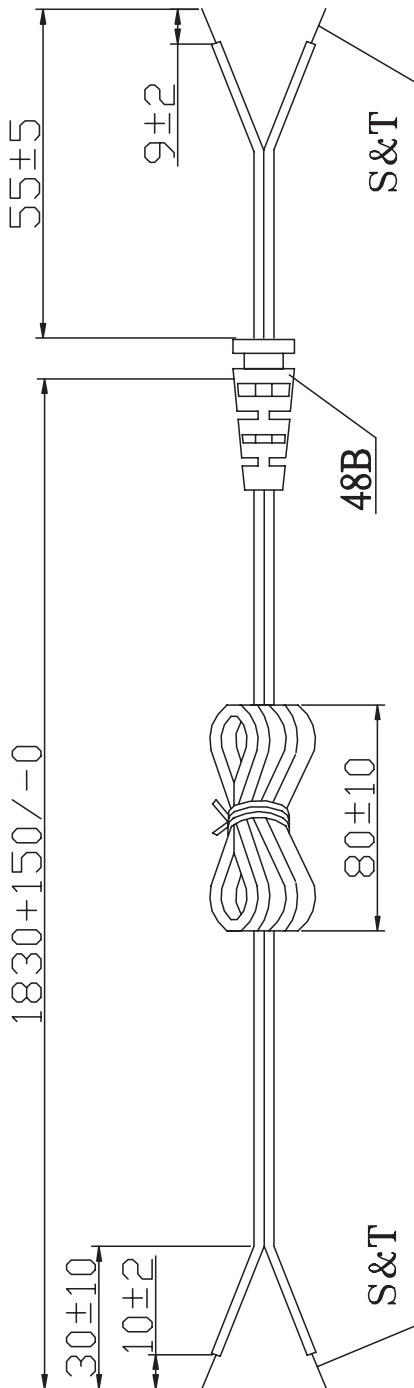
Date: 5/11/2007

Unit: mm

Description: linear power supply

Page No: 4 of 7

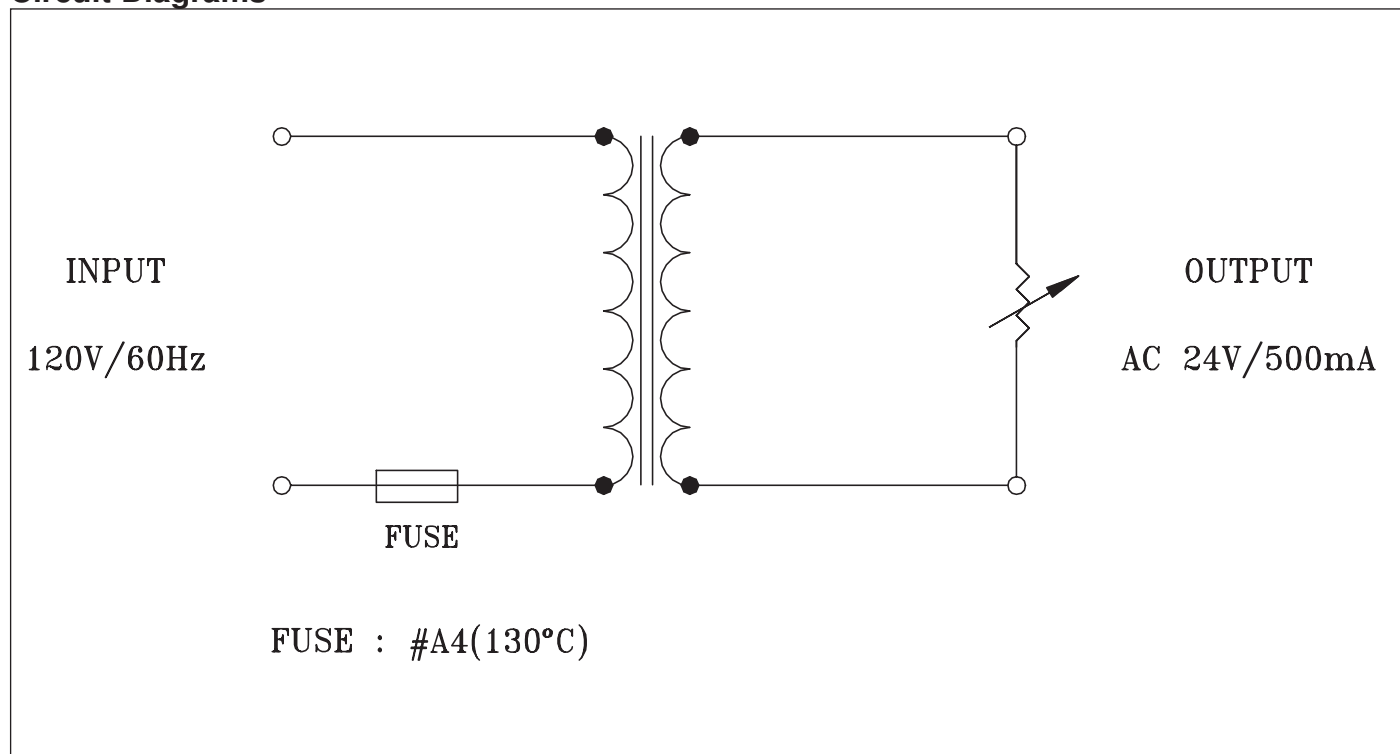
DC Cord



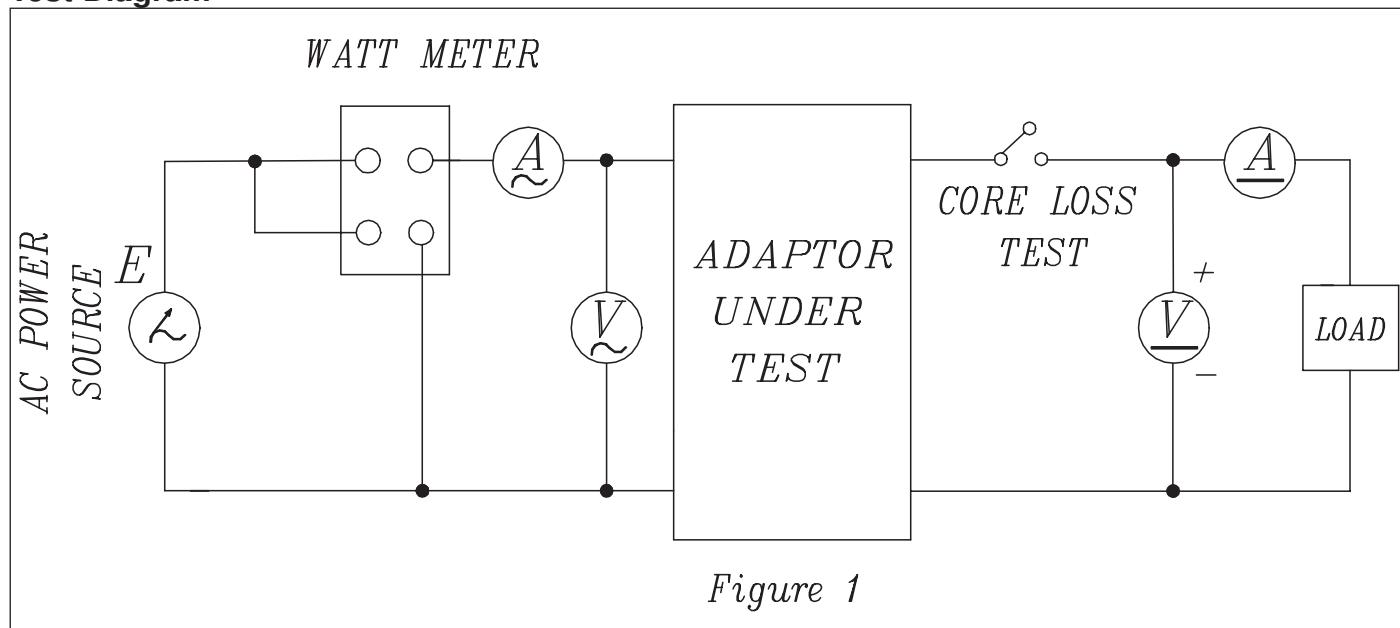
#24AWGX2C BLACK/WHITE WIRE BLACK WIRE IN NEGATIVE, BLACK/WHITE WIRE IN POSITIVE
 WIRE OD: Ø1.8X3.6

VIBRATION TEST	a. .560"
	b. WEIGHT 200g
	c. 40 ROUND/MINUTE
	d. OVER 1000 COUNT MIN

Circuit Diagrams



Test Diagram





Part No: EPA240050-S/T-SZ

Date: 5/11/2007

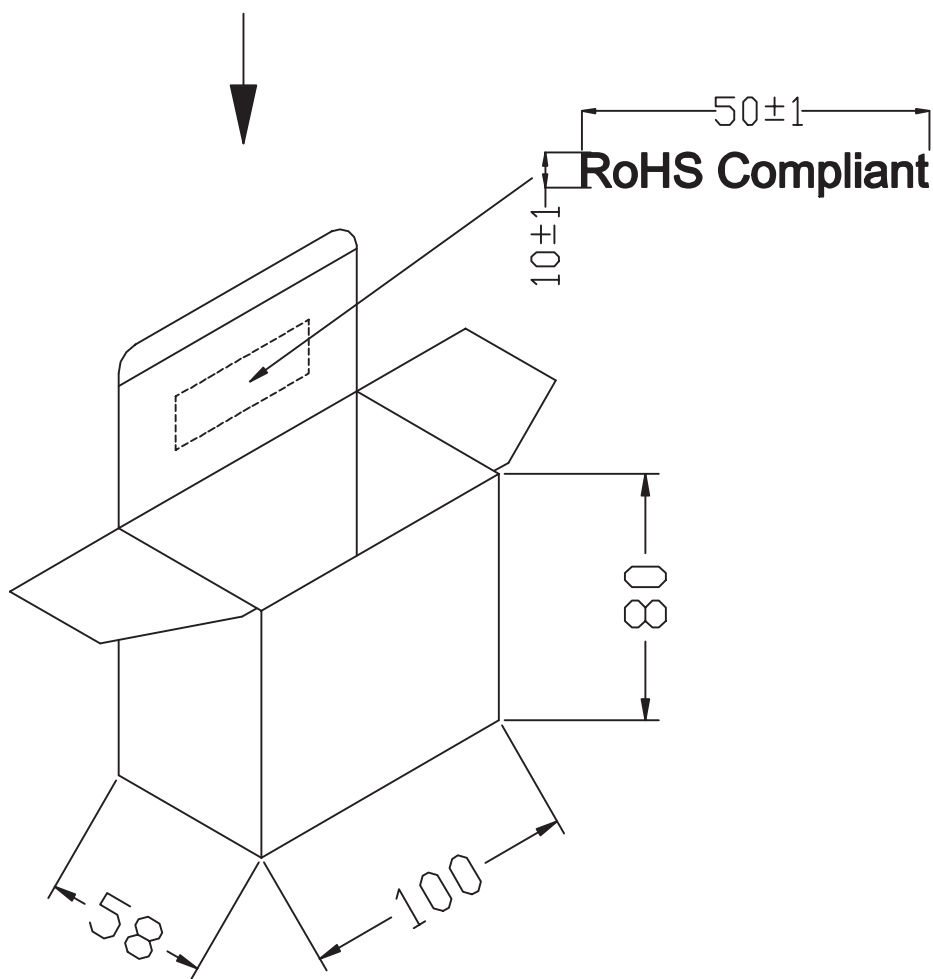
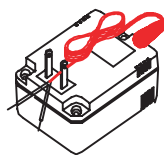
Unit: mm

Description: linear power supply

Page No: 6 of 7

Individual Packaging

Tolerance: ± 1





Part No: EPA240050-S/T-SZ

Date: 5/11/2007

Unit: mm

Description: linear power supply

Page No: 7 of 7

Packaging

Tolerance: +7/-0

OUTSIDE CARTON:A=B(6mm)

INSIDE CARTON:A-B(3mm)

CARTON SIZE: 430x223x269mm

Q'TY: 40pcs(10X4X1)

N.W:16.8 KGS

G.W:17.8 KGS

N.W:18.8 KGS

