

**Basic dimensions**

MODEL	ØD	L	B	F	G	M
ML 10	10	15	4.2	2	4	2
ML 13	13	19	5.5	2.5	5.3	2
ML 16	16	23	7	3	6.6	3
ML 20	20	26	7.5	3.7	8	3
ML 25	25	30	9	4	10	4
ML 32	32	41	12.4	6	15	4
ML 40	40	47	15.5	7.8	19.5	5
ML 50	50	53	18	9	25	6

**Standard bore sizes**

ML 10	2	3	4				
ML 13	3	4	5	6			
ML 16	4	5	6	6.35	8		
ML 20	4	5	6	6.35	8	10	
ML 25	5	6	6.35	8	10	12	
ML 32	6	6.35	8	10	12	14	16
ML 40	8	10	12	14	16	18	20
ML 50	14	16	18	20	22	24	25

*Custom bore sizes available*

**Functional characteristics**

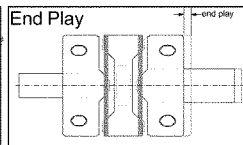
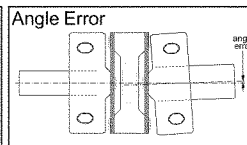
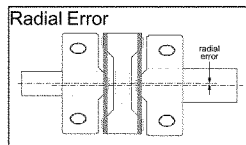
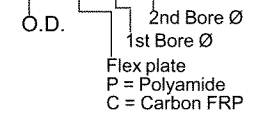
MODEL	Rated torque	Max. speed	rigidity	radial error	angle error	end play	mom inertia	Mass
ML 10	P 0.15	26k	21	0.3	3.5	±0.2	4.6x10 <sup>-8</sup>	3
	C 0.25	32k	31	0.2	2.5	±0.2		
ML 13	P 0.25	20k	44	0.3	3.5	±0.2	8.0x10 <sup>-8</sup>	5
	C 0.35	24k	80	0.2	2.5	±0.2		
ML 16	P 0.4	19k	70	0.3	3.5	±0.3	2.4x10 <sup>-7</sup>	9
	C 0.6	23k	130	0.2	2.5	±0.3		
ML 20	P 0.6	18k	130	0.3	3.5	±0.4	7.2x10 <sup>-7</sup>	14
	C 1.0	22k	220	0.2	2.5	±0.3		
ML 25	P 1.4	16k	240	0.3	3.5	±0.5	2.2x10 <sup>-6</sup>	27
	C 2.2	19k	440	0.2	2.5	±0.4		
ML 32	P 2.6	12k	560	0.3	3.5	±0.5	6.0x10 <sup>-6</sup>	60
	C 3.8	15k	960	0.2	2.5	±0.4		
ML 40	P 4.4	8k	980	0.4	3.5	±0.6	1.7x10 <sup>-5</sup>	104
	C 6.8	10k	1900	0.3	2.5	±0.5		
ML 50	P 7.0	6k	1100	0.4	3.5	±0.6	4.6x10 <sup>-5</sup>	210
	C 11.0	8k	2250	0.3	2.5	±0.5		

N·m   RPM   N·m/rad   mm   °   mm   kg·m<sup>2</sup>   g

—P=Polyamide flex-plate, C=Carbon FRP flex-plate

**ORDERING GUIDE**

**ML XX X-X-X**



**CUI Inc.**  
 9615 SW Allen Blvd. #103  
 Beaverton, OR 97005  
 Tel: 503/643-4899 FAX: 503/643-6129

DRAWN BY <b>JAS</b>	UPDATED 07/02/02	CHECKED 07/02/02	RELEASED
------------------------	---------------------	---------------------	----------

PART NO. **ML Couplings** REV. **A**