CUI INC
a bel group

SERIES: SWI5-E-USB | **DESCRIPTION:** AC-DC POWER SUPPLY

FEATURES

- 5 W power
- DoE Level VI, CoC Tier 2 efficiency
- universal input (90~264 Vac)
- single regulated 5 Vdc output
- over voltage, over current, and short circuit protections
- IEC 62368 compliant

RoHS CE

MODEL

MODEL	input voltage	input frequency	output voltage	output current	output power	ripple and noise[1]	efficiency level[2]		no load power consumption
	range (Vac)	range (Hz)	nom (Vdc)	max (A)	max (W)	max (mVp-p)	average[3] (%)	10% (%)	typ (W)
SWI5-5-E-I38	90 ~ 264	47 ~ 63	5	1	5	300	75.0	66.6	0.05

Notes:
1. At full load, nominal AC input voltage, 25°C, 20 MHz bandwidth oscilloscope, output terminated with 0.1 µF and 10 µF capacitors to ground.
2. CoC Tier 2 compliant.
3. Average efficiency is measured at 25%, 50%, 75%, and 100% load.

PART NUMBER KEY

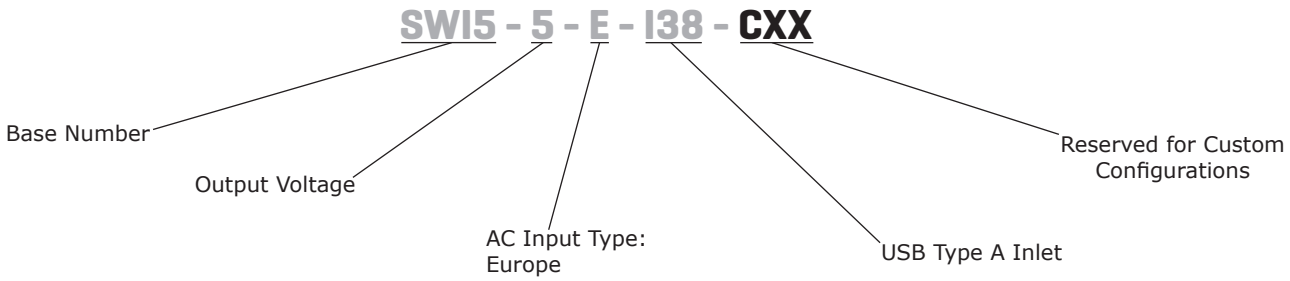

INPUT

parameter	conditions/description	min	typ	max	units
voltage		90		264	Vac
frequency		47		63	Hz
current				0.2	A
leakage current				0.02	mA
no load power consumption	at 115/230 Vac, 50/60 Hz Level VI CoC Tier 2			 0.075 0.075	 W W

OUTPUT

parameter	conditions/description	min	typ	max	units
line regulation			±5		%
load regulation			±5		%
start-up time				3	s

PROTECTIONS

parameter	conditions/description	min	typ	max	units
over voltage protection				10	Vdc
over current protection	auto recovery			1.5	A
short circuit protection					

SAFETY & COMPLIANCE

parameter	conditions/description	min	typ	max	units
isolation voltage	input to output at 10 mA for 1 minute		3,000 4,242		Vac Vdc
safety approvals	62368: EN				
EMI/EMC	CE				
MTBF	as per Telcordia SR-332, Issue 2, at 115/230 Vac, full load, 0~40°C	50,000			hours
RoHS	2011/65/EU				

ENVIRONMENTAL

parameter	conditions/description	min	typ	max	units
operating temperature		0		40	°C
storage temperature		-20		60	°C
operating humidity	non-condensing	20		85	%
storage humidity	non-condensing	5		95	%

MECHANICAL

parameter	conditions/description	min	typ	max	units
dimensions	84.82 x 36 x 22.5				mm
input plug	Europe				
weight			80		g

MECHANICAL DRAWING

units: mm
tolerance: ±0.5 mm

PIN	Output Voltage
1	+5V
2	Short
3	Short
4	GND
	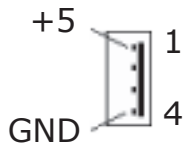

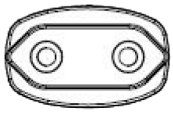

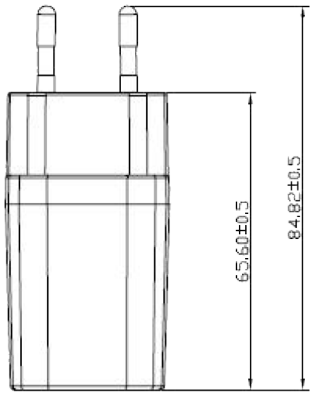

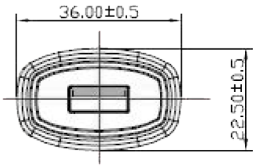

REVISION HISTORY

rev.	description	date
1.0	initial release	04/30/2015
1.01	updated datasheet	09/16/2016
1.02	features update, logo update	06/22/2020
1.03	model table updated	11/27/2020
1.04	GS removed from safeties	12/09/2020

The revision history provided is for informational purposes only and is believed to be accurate.

CUI INC
a bel group

Headquarters
20050 SW 112th Ave.
Tualatin, OR 97062
800.275.4899

Fax 503.612.2383
cui.com
techsupport@cui.com

This device complies with part 15 of the FCC Rules. Operation is subject to the following two conditions:
(1) This device may not cause harmful interference, and
(2) this device must accept any interference received, including interference that may cause undesired operation.

CUI offers a one (1) year limited warranty. Complete warranty information is listed on our website.

CUI reserves the right to make changes to the product at any time without notice. Information provided by CUI is believed to be accurate and reliable. However, no responsibility is assumed by CUI for its use, nor for any infringements of patents or other rights of third parties which may result from its use.

CUI products are not authorized or warranted for use as critical components in equipment that requires an extremely high level of reliability. A critical component is any component of a life support device or system whose failure to perform can be reasonably expected to cause the failure of the life support device or system, or to affect its safety or effectiveness.