

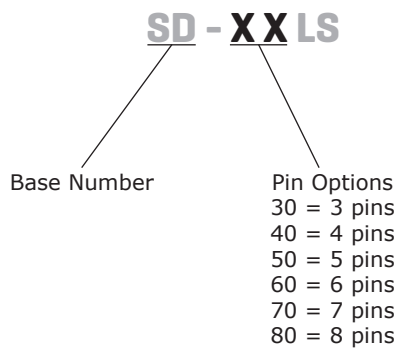
**SERIES:** SD-LS | **DESCRIPTION:** STANDARD DIN CONNECTOR

**FEATURES**

- locking
- panel mount
- metal bushing



**PART NUMBER KEY**



**SPECIFICATIONS**

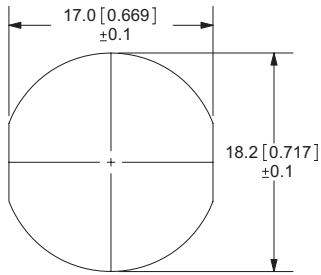
parameter	conditions/description	min	typ	max	units
rated input voltage			100		Vac
rated input current				2	A
contact resistance				20	mΩ
insulation resistance	at 500 Vdc	100			MΩ
voltage withstand	for 1 minute			1000	Vac
operating temperature		-40		85	°C
life			5,000		cycles
flammability rating	UL94HB				
RoHS	2011/65/EU				

## MECHANICAL DRAWINGS

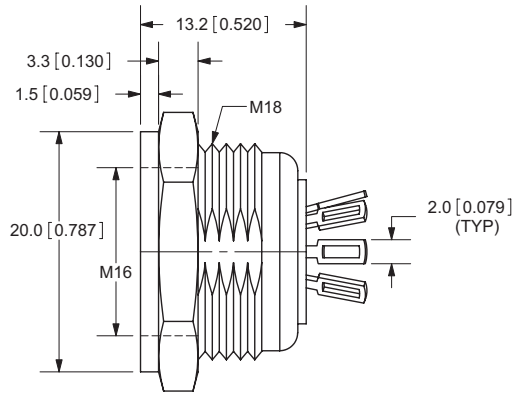
units: mm[inches]

TOLERANCE: ±0.2mm

	MATERIAL	PLATING
contact terminals	brass	tin
hex nut	zinc	nickel
cover	zinc	nickel
housing	nylon	



Panel Cutout



### SD-30LS



### SD-40LS



### SD-50LS



### SD-60LS



### SD-70LS



### SD-80LS



## REVISION HISTORY

rev.	description	date
1.0	initial release	02/23/2006
1.01	new template applied	01/27/2012
1.02	updated datasheet	11/24/2015
1.03	updated datasheet	09/08/2017

The revision history provided is for informational purposes only and is believed to be accurate.



**Headquarters**  
20050 SW 112th Ave.  
Tualatin, OR 97062  
**800.275.4899**

Fax 503.612.2383  
**cui.com**  
techsupport@cui.com

CUI offers a one (1) year limited warranty. Complete warranty information is listed on our website.

CUI reserves the right to make changes to the product at any time without notice. Information provided by CUI is believed to be accurate and reliable. However, no responsibility is assumed by CUI for its use, nor for any infringements of patents or other rights of third parties which may result from its use.

CUI products are not authorized or warranted for use as critical components in equipment that requires an extremely high level of reliability. A critical component is any component of a life support device or system whose failure to perform can be reasonably expected to cause the failure of the life support device or system, or to affect its safety or effectiveness.