

PART NUMBER: VEQ30**DESCRIPTION:** dc-dc converter**features**

- 30W isolated output
- efficiency to 84%
- 200KHz switching frequency
- 4:1 input range
- six-sided shield
- remote on/off control



MODEL	input voltage	output voltage	output current	input current		efficiency
				no load	full load	
VEQ30-Q24-S5	9-36VDC	5VDC	5000mA	20mA	1350mA	77%
VEQ30-Q24-S12	9-36VDC	12VDC	2500mA	20mA	1560mA	80%
VEQ30-Q24-S15	9-36VDC	15VDC	2000mA	20mA	1560mA	80%
VEQ30-Q24-D12	9-36VDC	±12VDC	±1250mA	25mA	1560mA	80%
VEQ30-Q24-D15	9-36VDC	±15VDC	±1000mA	25mA	1560mA	80%
VEQ30-Q24-T512	9-36VDC	5/±12VDC	3000/±625mA	25mA	1650mA	76%
VEQ30-Q24-T515	9-36VDC	5/±15VDC	3000/±500mA	25mA	1650mA	76%
VEQ30-Q24-T5125	9-36VDC	+5/+12/-5VDC	3000/600/1000mA	25mA	1450mA	78%
VEQ30-Q48-S5	18-72VDC	5VDC	5000mA	15mA	670mA	78%
VEQ30-Q48-S12	18-72VDC	12VDC	2500mA	15mA	770mA	81%
VEQ30-Q48-S15	18-72VDC	15VDC	2000mA	15mA	770mA	81%
VEQ30-Q48-D12	18-72VDC	±12VDC	±1250mA	20mA	750mA	84%
VEQ30-Q48-D15	18-72VDC	±15VDC	±1000mA	20mA	750mA	84%
VEQ30-Q48-T512	18-72VDC	5/±12VDC	3000/±625mA	20mA	790mA	79%
VEQ30-Q48-T515	18-72VDC	5/±15VDC	3000/±500mA	20mA	780mA	80%
VEQ30-Q48-T5125	18-72VDC	+5/+12/-5VDC	3000/600/1000mA	20mA	725mA	78%

**PART NUMBER:** VEQ30**DESCRIPTION:** dc-dc converter**INPUT**

input voltage range	24V:	9-36V
	48V:	18-72V
input filter	PI type	

OUTPUT

voltage accuracy	single output	±1.0% max.
	dual +output	±1.0% max.
	-output	±3.0% max.
	triple ^{3, 4} 5V	±1.0% max.
	12V/15V	±5.0% max.
	-5V	±2.0% max.
voltage balance (dual)	±1.0% max.	
transient response:	single output: 25% step load change	<500µS
	dual output: dualFL-1/2L ± 1% error band	<500µS
external trim adj. range	±10%	
ripple & noise (20MHz BW)	10mVrms, max	
	75mVpp, max	
temperature coefficient	±0.02%/°C	
short circuit protection	continuous	
line regulation ¹	single/dual	±0.2% max
	triple	±1.0% max
load regulation ²	single/dual	±1.0% max
	triple	±5.0% max

GENERAL SPECIFICATIONS

efficiency	see table
isolation voltage	500VDC min.
isolation resistance	10 ⁹ Ohm min.
switching frequency	200KHz. Typical
operating temperature range	-25°C to +71°C
case temperature	100°C max
cooling	free air convection
storage temperature range	-55°C to +105°C
EMI/RFI	six-sided continuous shield
dimensions	2.56x3.0x0.83 inches
	(65x76.2x21.1mm)
case material	black coated copper with non-conductive base

NOTES:

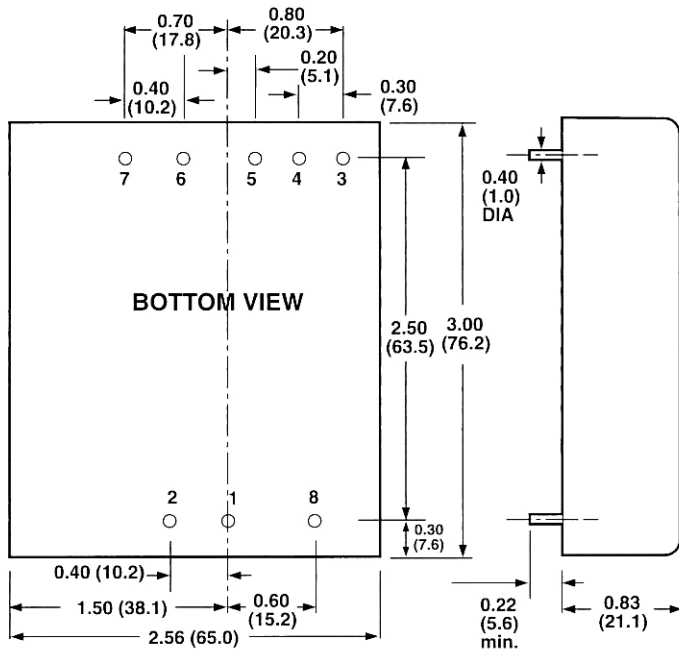
1. Measured from high line to low line
2. Measured from full load to 1/4 load
3. Max. total power from all outputs is limited to 30 watts but no output should be allowed to exceed its max.current
4. Min. current on each output is required to maintain specified regulation

PART NUMBER: VEQ30

DESCRIPTION: dc-dc converter

DIMENSIONS (mm)

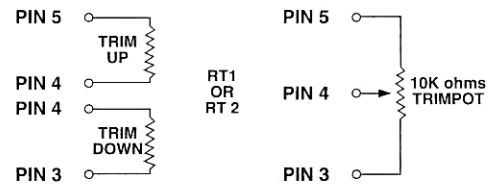
All Dimensions In Inches(mm)
Tolerance .xx= ±.04, .xxx= ±.010



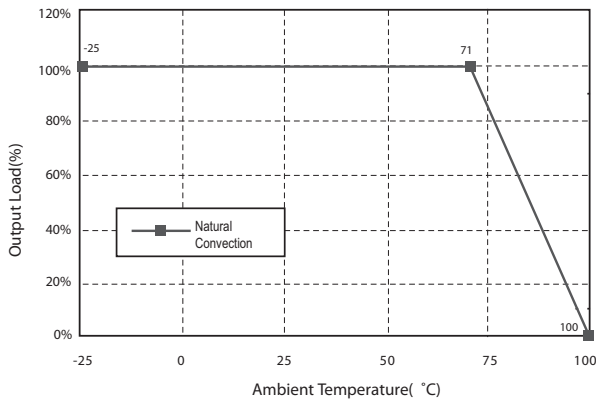
PIN CONNECTION			
Pin	Single Output	Dual Output	Triple Output
1.	+Input	+Input	+Input
2.	-Input	-Input	-Input
3.	+Sense	+Output	+Output
4.	Output Trim	Common	Common
5.	-Sense	-Output	-Output
6.	+Output	No Pin	+5V Output
7.	-Output	No Pin	No Pin
8.	Remote On/Off Control		

Remote On/Off Control	
Logic Compatibility	CMOS or Open Collector TTL
EC-On	>+5.5VDC or Open Circuit
EC-Off	<1.8 VDC
Shutdown Idle Current	10 mA
Control Common	Referenced to Input Minus

External Output Trimming



DERATING CURVE



TRIPLE OUTPUT LOADING TABLE¹

Output (Pin No.)	Voltage	Amperes	
		Min.(2)	Nom.
6	+5	0.25	3.0
3 & 5	±12	0.10	0.625
3 & 5	±15	0.10	0.500
3 & 5	+12 / -5	0.10 / 0.10	0.60/1.0

NOTE:
1. Maximum total power from all outputs is limited to 30 watts but no output should exceed its maximum current.
2. Minimum current on each output is required to maintain specified regulation.