



Part No: CEP-4411AC

Description: piezo audio indicator

Date: 2/06/2007

Unit: mm

Page No: 1 of 4

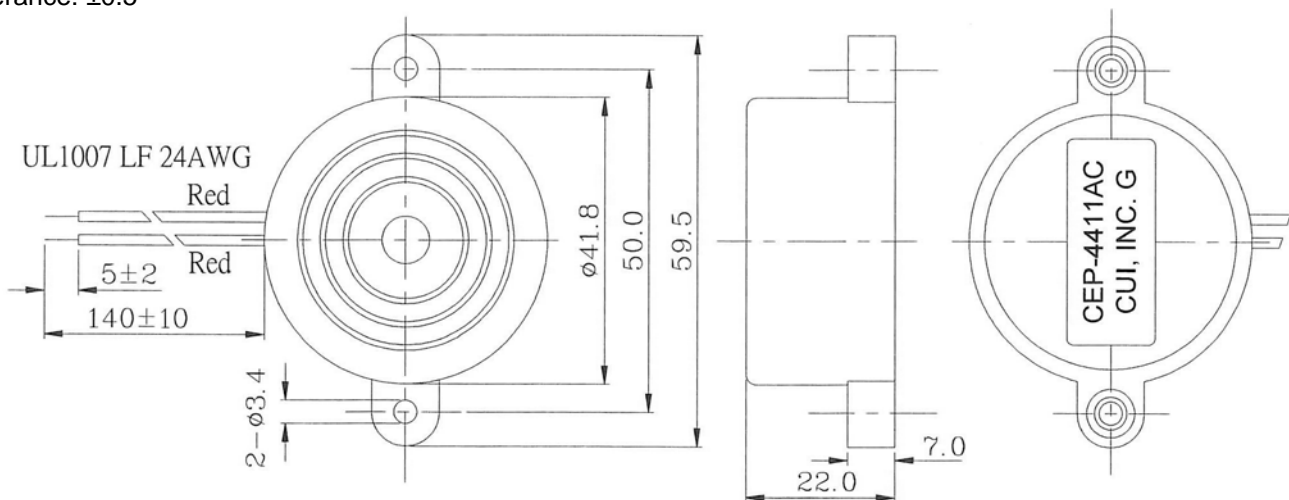


### Specifications

Resonant frequency	2.8 ± 0.5 KHz	
Operating voltage	30 ~ 120.0 V ac/V dc	non-polarized
Current consumption	7 mA max.	at 110 V ac
Sound pressure level	88 db min.	at 30 cm / 110 V ac
Rated Voltage	110 V ac	
Tone	Continuous	
Operating temperature	-20 ~ +60° C	
Storage temperature	-30 ~ +70° C	
Dimensions	ø41.8 x H22.0 mm	See attached drawing
Weight	22.2 g max.	
Material	ABS UL-94 1/16" HB High Heat (Black)	
Terminal	Wire type	See attached drawing
RoHS	yes	

### Appearance Drawing

Tolerance: ±0.5





Part No: CEP-4411AC

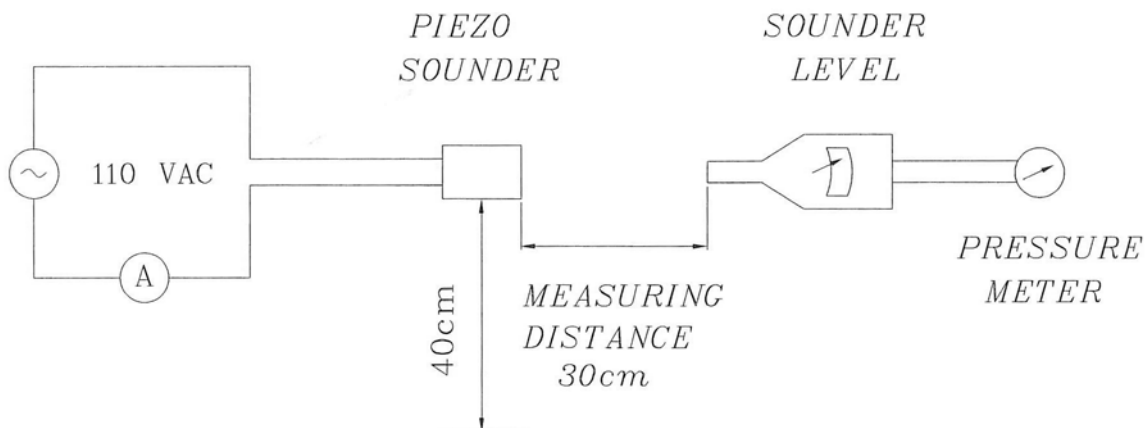
Description: piezo audio indicator

Date: 2/06/2007

Unit: mm

Page No: 2 of 4

### Measurement Method



S.P.L. Measuring Circuit

Mic: RION S.P.L. meter UC 30 or equivalent

S.G.: Hewlett Packard 33120A Function Generator or equivalent

### Mechanical Characteristics

Item	Test Condition	Evaluation Standard
Solderability	Stripped wires of lead wires are immersed in rosin for 5 seconds and then immersed in a solder bath of $+270 \pm 5^{\circ}\text{C}$ for $3 \pm 0.5$ seconds.	90% min. of the stripped wires will be wet with solder. (Except the edge of the terminal)
Terminal Mechanical Strength	The pull force should be applied to the double lead wire: Horizontal 3.0N (0.306kg) for 30 seconds Vertical 2.0N (0.204kg) for 30 seconds	No damage or cutting off.
Vibration	The buzzer will be measured after applying a vibration amplitude of 1.5 mm with 10 to 55 Hz band of vibration frequency to each of the 3 perpendicular directions for 2 hours.	The value of oscillation frequency/current consumption should be $\pm 10\%$ of the initial measurements. The SPL should be within $\pm 10\text{dB}$ compared with the initial measurement.
Drop Test	The part will be dropped from a height of 75 cm onto a 40 mm thick wooden board 3 times in 3 axis (X, Y, Z) for a total of 9 drops.	



Part No: CEP-4411AC

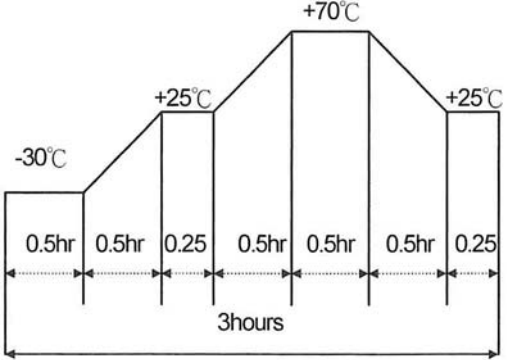
Description: piezo audio indicator

Date: 2/06/2007

Unit: mm

Page No: 3 of 4

### Environment Test

Item	Test Condition	Evaluation Standard
High temp. test	After being placed in a chamber at +70°C for 240 hours.	The buzzer will be measured after being placed at +25°C for 4 hours. The value of the oscillation frequency/current consumption should be within ±10% compared to the initial measurements. The SPL should be within ±10dB compared to the initial measurements.
Low temp. test	After being placed in a chamber at -30°C for 240 hours.	
Humidity test	After being placed in a chamber at +40°C and 90±5% relative humidity for 240 hours.	
Temp. cycle test	The part shall be subjected to 5 cycles. One cycle will consist of: 	

### Reliability Test

Item	Test Condition	Evaluation Standard
Operating (Life Test)	<p>1. Continuous life test: The part will be subjected to 48 hours of continuous operation at +45°C with rated voltage applied.</p> <p>2. Intermittent life test: A duty cycle of 1 minute on, 1 minute off, a minimum of 5,000 times at room temp (+25±2°C) with rated voltage applied.</p>	The buzzer will be measured after being placed at +25°C for 4 hours. The value of the oscillation frequency/current consumption should be ±10% compared to the initial measurements. The SPL should be ±10dB compared to the initial measurements.

### Test Conditions

Standard Test Condition	a) Temperature: +5 ~ +35°C	b) Humidity: 45 - 85%	c) Pressure: 860 - 1060 mbar
Judgement Test Condition	a) Temperature: +25 ±2°C	b) Humidity: 60 - 70%	c) Pressure: 860 - 1060 mbar



Part No: CEP-4411AC

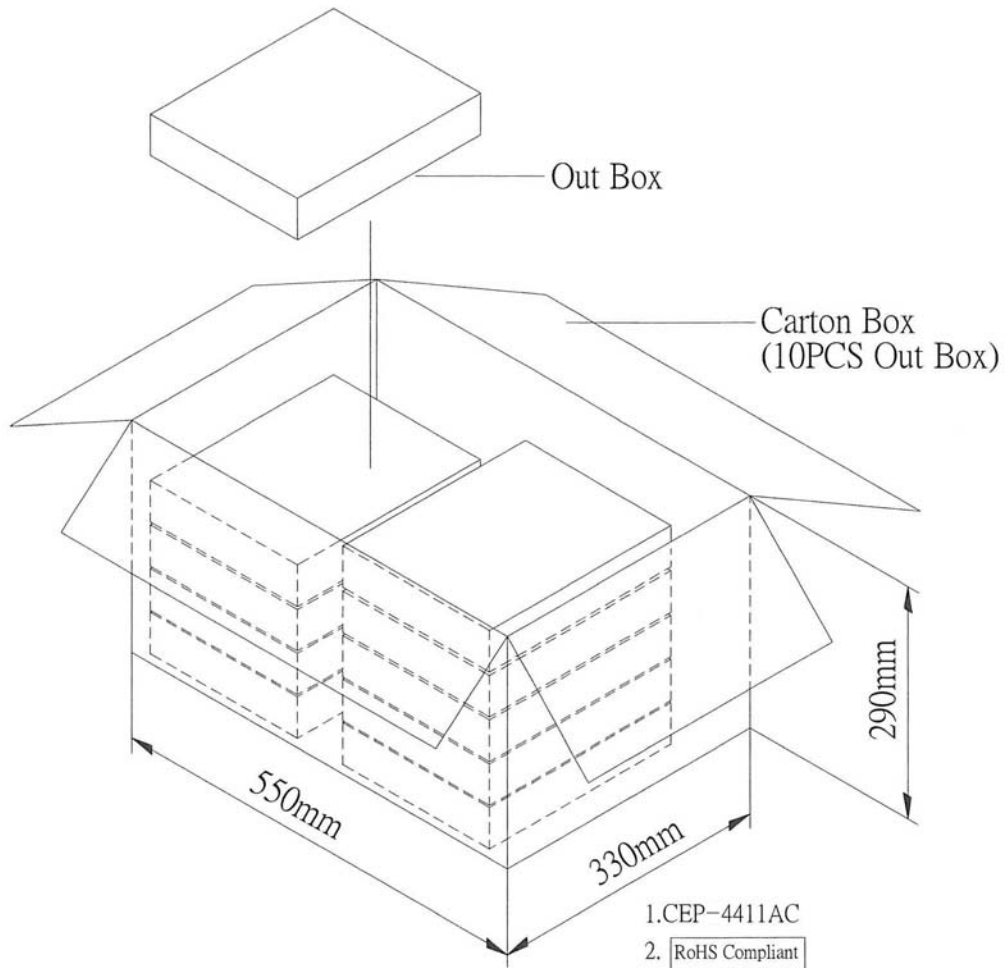
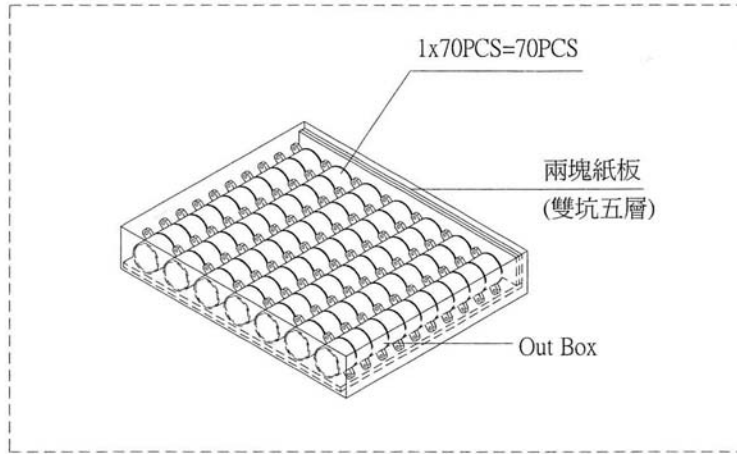
Description: piezo audio indicator

Date: 2/06/2007

Unit: mm

Page No: 4 of 4

Packaging



Out Box	310mmx248mmx49mm	1x70PCS=70PCS
Carton Box	550mmx330mmx290mm	70PCSx10=700PCS