

**MODEL:** CMC-9745-37L100 | **DESCRIPTION:** ELECTRET CONDENSER MICROPHONE

**FEATURES**

- unidirectional
- high signal to noise ratio
- 100 mm lead wires


**SPECIFICATIONS**

| parameter                       | conditions/description              | min | typ | max    | units |
|---------------------------------|-------------------------------------|-----|-----|--------|-------|
| directivity                     | unidirectional                      |     |     |        |       |
| sensitivity (S)                 | f = 1 kHz, 1 Pa, 0 dB = 1 V/Pa      | -40 | -37 | -34    | dB    |
| standard operating voltage (Vs) |                                     |     | 1.5 |        | Vdc   |
| max operating voltage           |                                     |     |     | 9      | Vdc   |
| output impedance (Zout)         | f = 1 kHz, 1 Pa                     | 1.4 | 2.0 | 2.6    | kΩ    |
| sensitivity reduction (ΔS-Vs)   | f = 1 kHz, 1 Pa, Vs = 1.5 ~ 1.0 Vdc |     | -3  |        | dB    |
| frequency (f)                   |                                     | 100 |     | 12,000 | Hz    |
| current consumption (IDSS)      | Vs = 1.5 Vdc, RL = 2.0 kΩ           |     |     | 0.4    | mA    |
| signal to noise ratio (S/N)     | f = 1 kHz, 1 Pa, A-weighted         |     | 72  |        | dBA   |
| dimensions                      | Ø9.7 x 4.5                          |     |     |        | mm    |
| material                        | Al                                  |     |     |        |       |
| terminal                        | wire leads                          |     |     |        |       |
| weight                          |                                     |     |     | 1      | g     |
| operating temperature           |                                     | -20 |     | 70     | °C    |
| storage temperature             |                                     | -20 |     | 70     | °C    |
| RoHS                            | 2011/65/EU                          |     |     |        |       |

Notes: 1. We use the "Pascal (Pa)" indication of sensitivity as per the recommendation of I.E.C. (International Electrotechnical Commission). The sensitivity of "Pa" will increase 20 dB compared to the "ubar" indication. Example: -60 dB (0 dB = 1 V/ubar) = -40 dB ( 1V/Pa)  
 2. All specifications measured at 5~35°C, humidity at 45~85%, under 86~106 kPa pressure, unless otherwise noted.

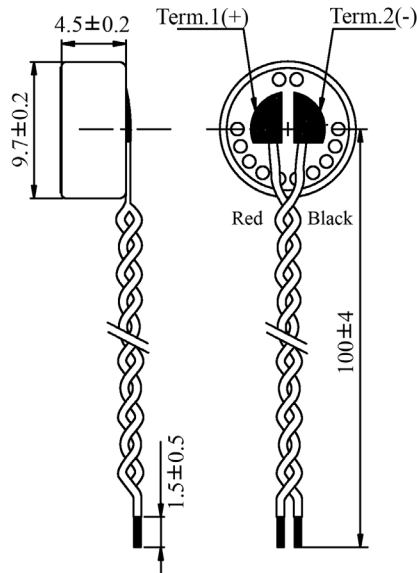
**SOLDERABILITY**

| parameter      | conditions/description | min | typ | max | units |
|----------------|------------------------|-----|-----|-----|-------|
| hand soldering | for maximum 2 seconds  | 310 | 320 | 330 | °C    |

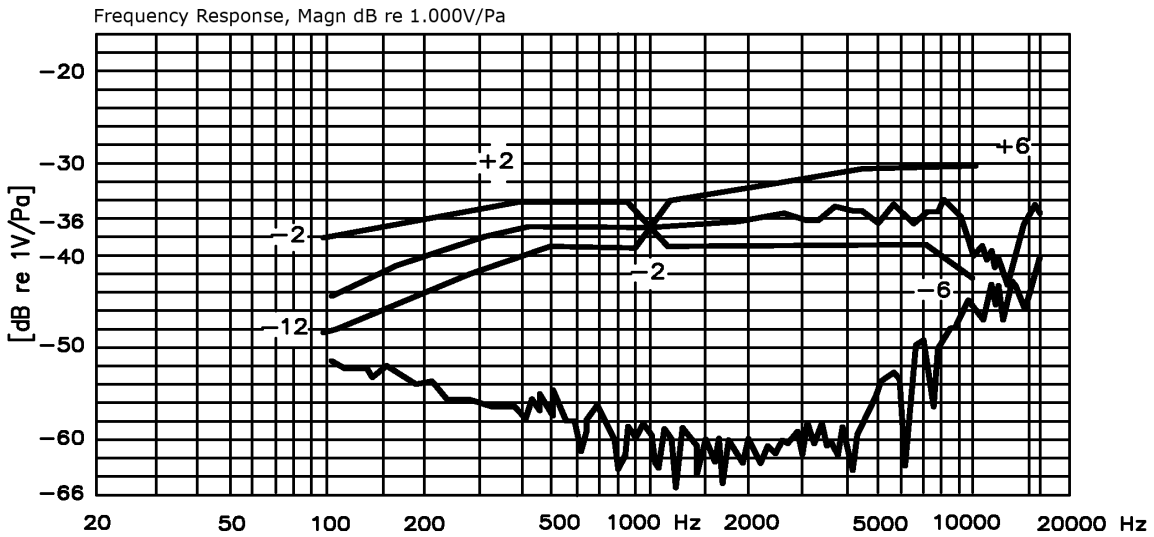
## MECHANICAL DRAWING

units: mm  
tolerance:  $\pm 0.2$  mm

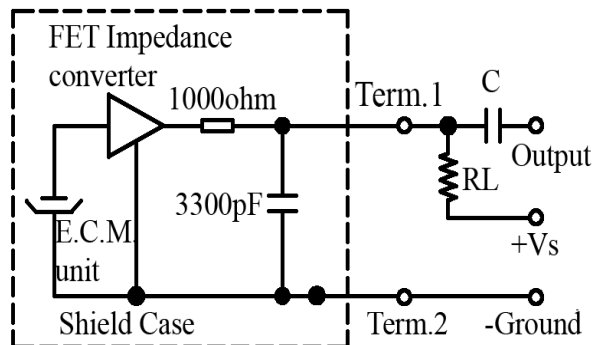
wire: UL1571 LF 30 AWG



## FREQUENCY RESPONSE CURVE



## MEASUREMENT CIRCUIT

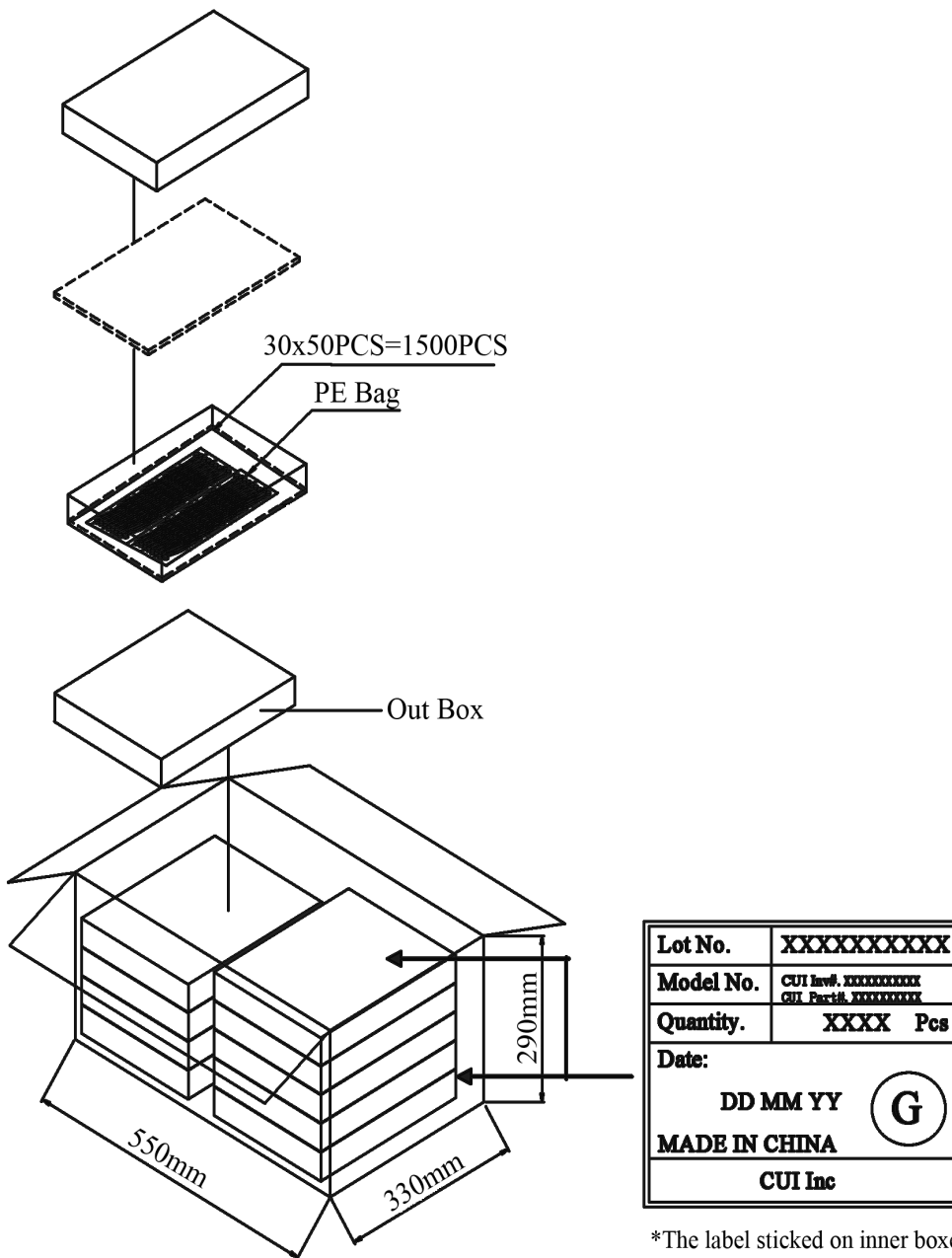


RL = 2.0 k $\Omega$   
C = 1  $\mu$ F

## PACKAGING

units: mm

Outer Box Size: 310 x 248 x 49 mm  
 Carton Box Size: 550 x 330 x 290 mm  
 Outer Box QTY: 1,500 pcs per box  
 Carton Box QTY: 15,000 pcs per box



\*The label stuck on inner boxes and the outer of carton.

## REVISION HISTORY

---

| rev. | description     | date       |
|------|-----------------|------------|
| 1.0  | initial release | 11/28/2016 |

The revision history provided is for informational purposes only and is believed to be accurate.



**Headquarters**  
20050 SW 112th Ave.  
Tualatin, OR 97062  
**800.275.4899**

Fax 503.612.2383  
**cui.com**  
techsupport@cui.com

CUI offers a one (1) year limited warranty. Complete warranty information is listed on our website.

CUI reserves the right to make changes to the product at any time without notice. Information provided by CUI is believed to be accurate and reliable. However, no responsibility is assumed by CUI for its use, nor for any infringements of patents or other rights of third parties which may result from its use.

CUI products are not authorized or warranted for use as critical components in equipment that requires an extremely high level of reliability. A critical component is any component of a life support device or system whose failure to perform can be reasonably expected to cause the failure of the life support device or system, or to affect its safety or effectiveness.