


**MODEL:** CMI-9651S-SMT | **DESCRIPTION:** MAGNETIC BUZZER INDICATOR

**FEATURES**

- includes driving circuit
- SMT
- washable



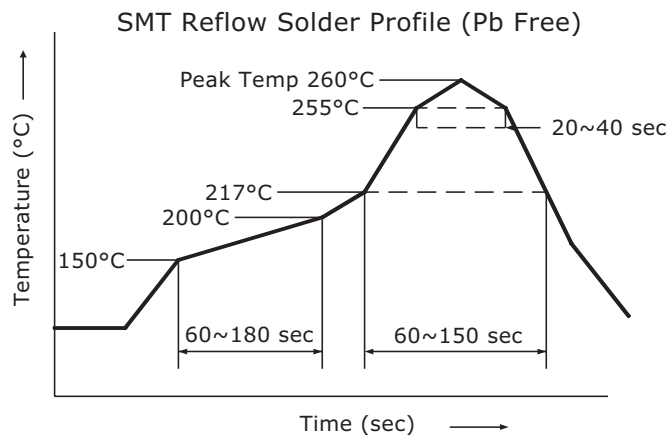
**SPECIFICATIONS**

| parameter             | conditions/description             | min   | typ   | max   | units |
|-----------------------|------------------------------------|-------|-------|-------|-------|
| rated voltage         |                                    |       | 12.0  |       | Vdc   |
| operating voltage     |                                    | 7.0   |       | 15.0  | Vdc   |
| current consumption   |                                    |       |       | 30    | mA    |
| rated frequency       |                                    | 2,400 | 2,700 | 3,000 | Hz    |
| sound pressure level  | at 10 cm (A-weight), rated voltage | 85    | 90    |       | dB(A) |
| dimensions            | 9.6 x 9.6 x 5.0                    |       |       |       | mm    |
| weight                |                                    |       | 1.5   |       | g     |
| material              | PPS                                |       |       |       |       |
| terminal              | SMT type (Sn plating)              |       |       |       |       |
| operating temperature |                                    | -40   |       | 85    | °C    |
| storage temperature   |                                    | -40   |       | 85    | °C    |
| RoHS                  | 2011/65/EU                         |       |       |       |       |

Notes: 1. Add suffix "-TR" to the model for tape & reel packaging  
 2. All specifications measured at 5~35°C, humidity at 45~85%, under 86~106 kPa pressure, unless otherwise noted.

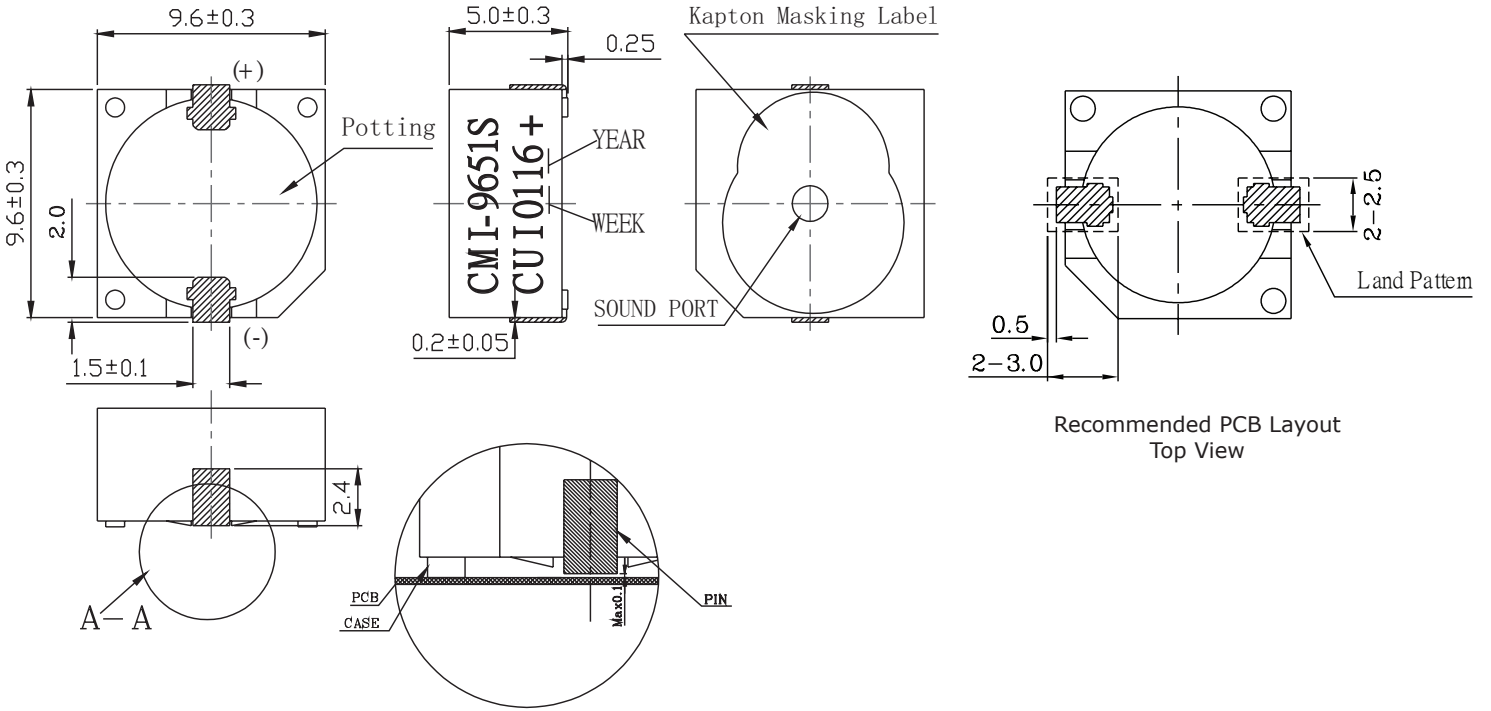
**SOLDERABILITY**

| parameter        | conditions/description                   | min | typ | max | units |
|------------------|--|-----|-----|-----|-------|
| reflow soldering | see recommended reflow soldering profile |     |     | 260 | °C    |



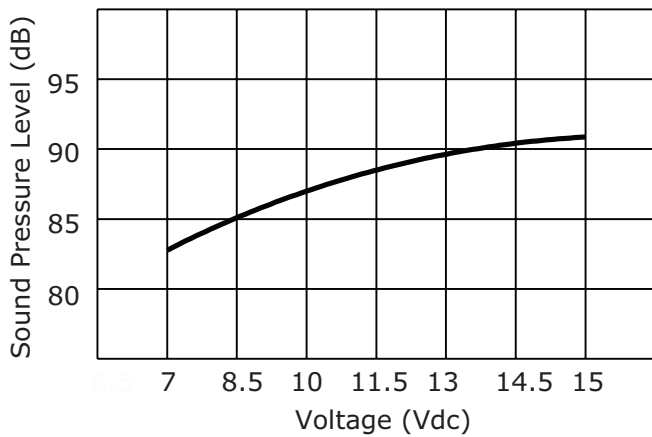
## MECHANICAL DRAWING

units: mm  
tolerance:  $\pm 0.5$  mm

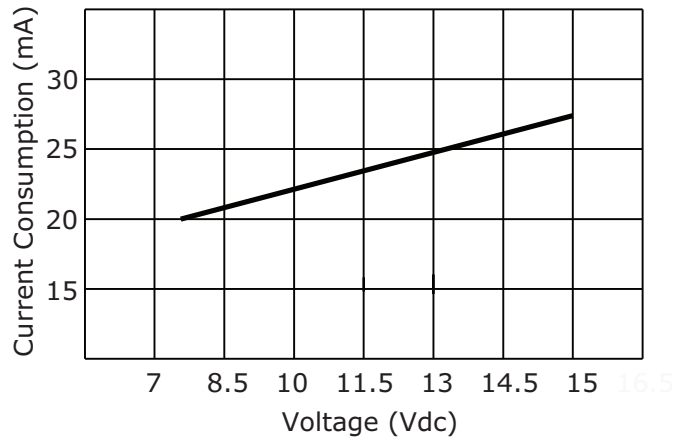


## PERFORMANCE CURVES

Voltage vs. Sound Pressure Level  
at 10 cm, 25°C



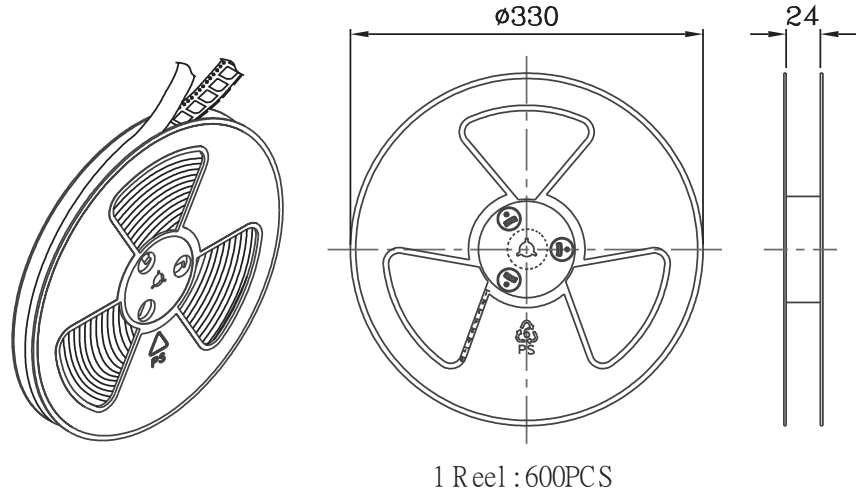
Voltage vs. Current Consumption  
at 25°C



## PACKAGING

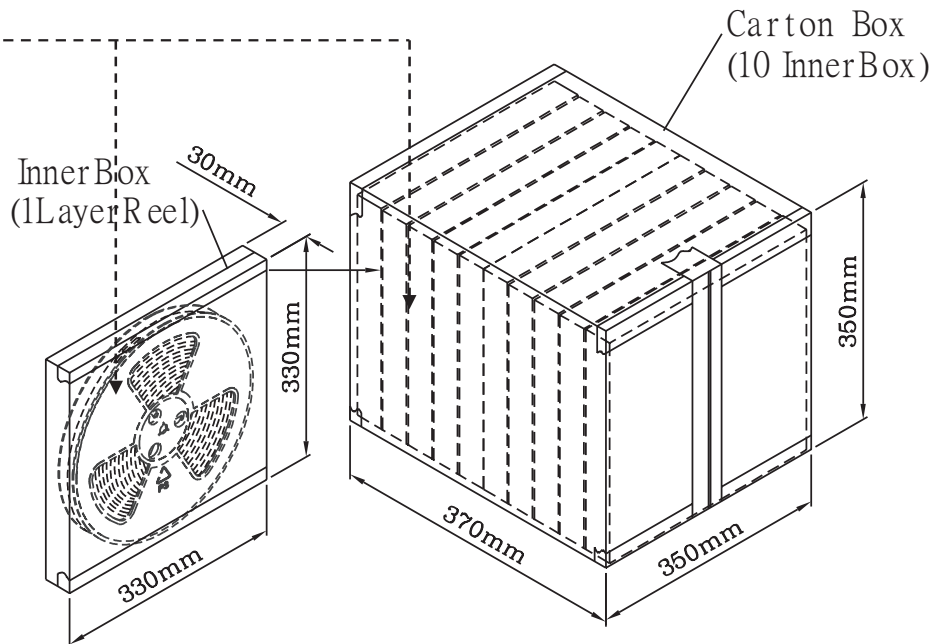
units: mm

Reel Size:  $\varnothing 330$  mm  
 Carton Size: 370 x 350 x 350 mm  
 Reel QTY: 600 pcs per reel  
 Carton QTY: 6,000 pcs per carton



|           |               |
|-----------|---------------|
| Lot No.   | XXXXXXXXXX    |
| Model No. | XXXXXXXXXX    |
| Quantity. | XXXX Pcs      |
| Date:     |               |
|           | DD MM YY      |
|           | MADE IN CHINA |
|           | CUI Inc       |

The label is placed on the inner boxes and outer carton.



## REVISION HISTORY

---

| rev. | description     | date       |
|------|-----------------|------------|
| 1.0  | initial release | 03/31/2016 |

The revision history provided is for informational purposes only and is believed to be accurate.



**CUI INC**<sup>®</sup>

**Headquarters**  
20050 SW 112th Ave.  
Tualatin, OR 97062  
**800.275.4899**

Fax 503.612.2383  
**cui.com**  
techsupport@cui.com

CUI offers a one (1) year limited warranty. Complete warranty information is listed on our website.

CUI reserves the right to make changes to the product at any time without notice. Information provided by CUI is believed to be accurate and reliable. However, no responsibility is assumed by CUI for its use, nor for any infringements of patents or other rights of third parties which may result from its use.

CUI products are not authorized or warranted for use as critical components in equipment that requires an extremely high level of reliability. A critical component is any component of a life support device or system whose failure to perform can be reasonably expected to cause the failure of the life support device or system, or to affect its safety or effectiveness.