



**MODEL:** CMS0401KL-3X | **DESCRIPTION:** SPEAKER

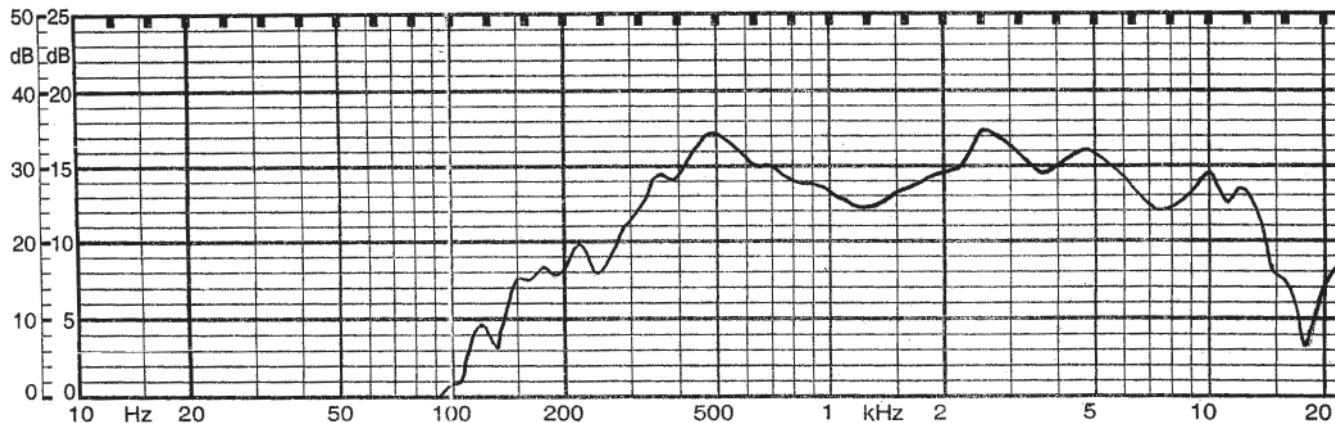


**SPECIFICATIONS**

parameter	conditions/description	min	typ	max	units
nominal size	40.1 x 40.1 x 14.5H				mm
impedance	at 1 kHz, 1 V	6.8	8	9.2	$\Omega$
resonant frequency	at 1 V	312	390	468	Hz
sound pressure level	1 W, 50 cm ave., at 0.6, 0.8, 1, 1.2 kHz	84	87	90	dB
response	10 dB max.	Fo		20,000	Hz
input power			5	8	W
operation	must be normal at program source		5		W
buzz, rattle, etc.	must be normal at sine wave		6.32		Vdc
magnet	size: 24.5 x 3.5 mm				
load test	24 hours of white noise at		5		W
heat test	20 ~ 50% RH for 24 hours	58	60	62	$^{\circ}$ C
humidity test	90 ~ 95% RH for 24 hours	38	40	42	$^{\circ}$ C
RoHS	yes				

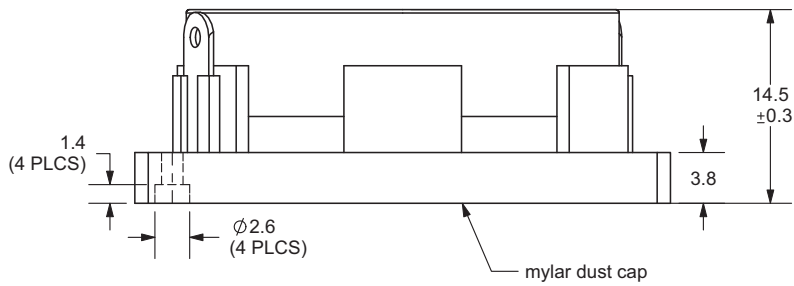
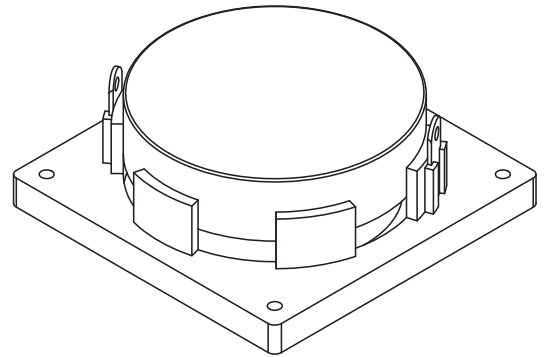
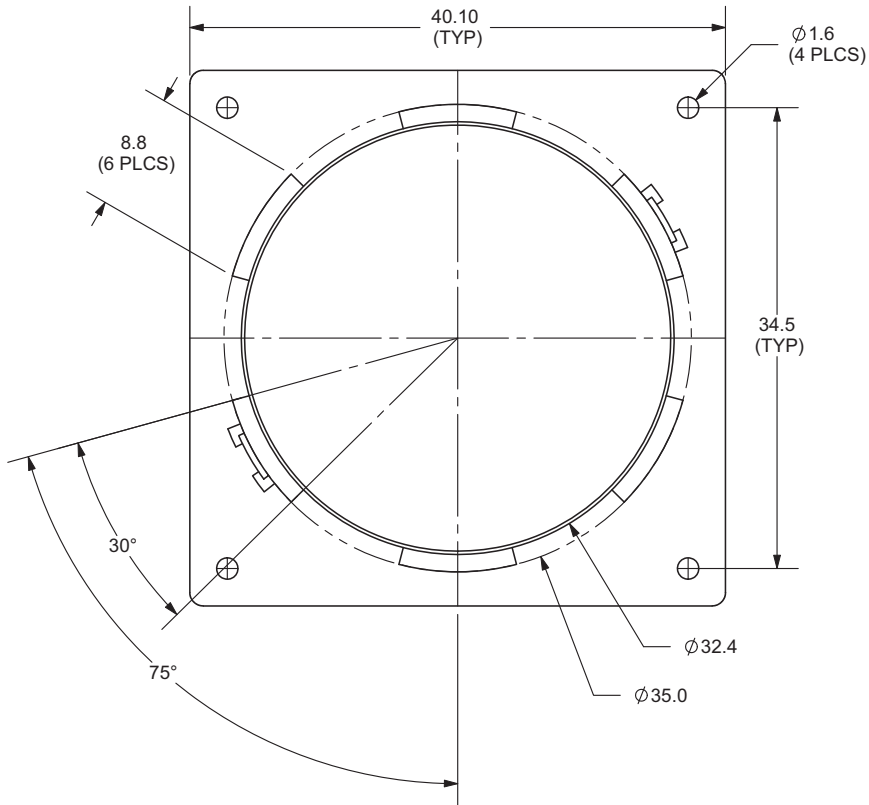
**FREQUENCY RESPONSE CURVE**

parameter	conditions/description
potentiometer range	50 dB
rectifier	RMS
lower limit frequency	20 Hz
wr. speed	100 mm/sec
zero level	60 dB



## MECHANICAL DRAWING

units: mm  
tolerance:  $\pm 0.2$  mm



## REVISION HISTORY

rev.	description	date
1.0	initial release	08/06/2008
1.01	new template applied, base thickness changed from 3.0 to 3.8 mm	02/24/2010
1.02	new template applied, dust cap changed to mylar, updated resonant frequency and S.P.L.	06/14/2012

The revision history provided is for informational purposes only and is believed to be accurate.



**Headquarters**  
20050 SW 112th Ave.  
Tualatin, OR 97062  
**800.275.4899**

Fax 503.612.2383  
**cui.com**  
techsupport@cui.com

CUI offers a one (1) year limited warranty. Complete warranty information is listed on our website.

CUI reserves the right to make changes to the product at any time without notice. Information provided by CUI is believed to be accurate and reliable. However, no responsibility is assumed by CUI for its use, nor for any infringements of patents or other rights of third parties which may result from its use.

CUI products are not authorized or warranted for use as critical components in equipment that requires an extremely high level of reliability. A critical component is any component of a life support device or system whose failure to perform can be reasonably expected to cause the failure of the life support device or system, or to affect its safety or effectiveness.