

**PART NUMBER:** CPE-353

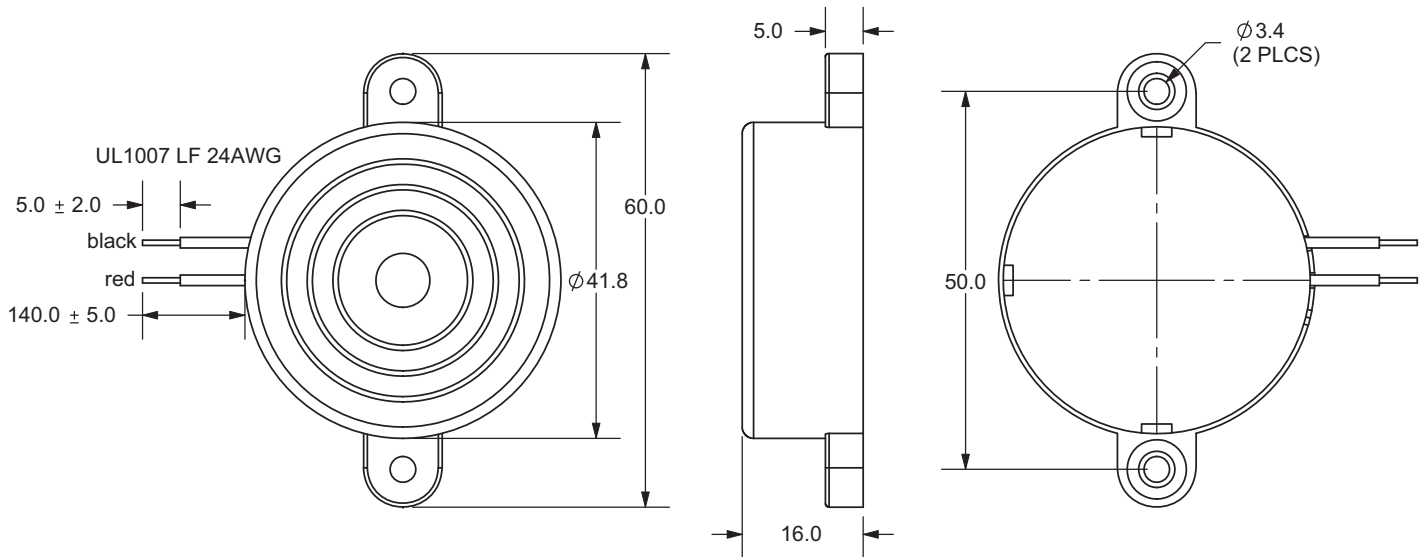
**DESCRIPTION:** piezo audio indicators

**SPECIFICATONS**

operating frequency	2.8 ± 0.5 KHz	
operating voltage range	3 ~ 28 V DC	
current consumption	8 mA max.	at 12 V DC
sound pressure level	81 db min.	at 30 cm/12 V DC
rated voltage	12 V DC	
tone	slow pulse (1.5Hz±20%)	
operating temperature	-30 ~ +85° C	
storage temperature	-40 ~ +95° C	
dimensions	Ø41.8 x H16.0 mm	
weight	14.6 g max.	
material	ABS UL-94 1/16" high heat (black)	
terminal	wire type	
RoHS	yes	

**APPEARANCE DRAWING**

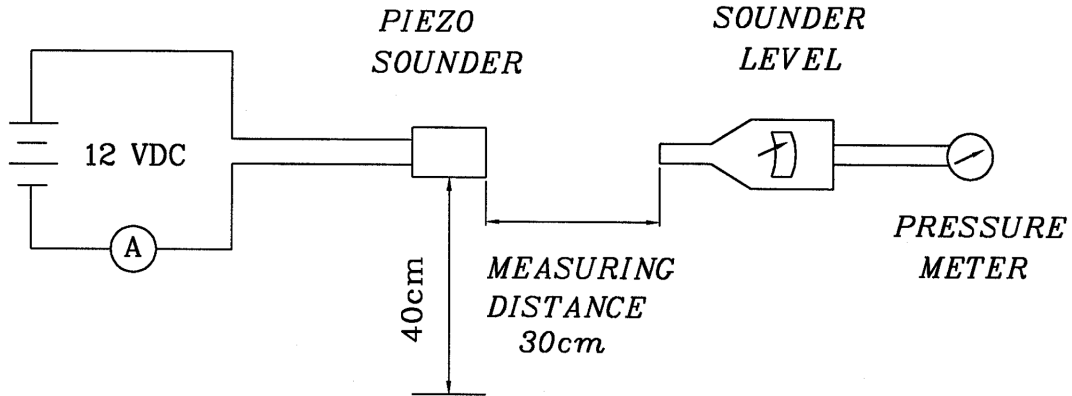
tolerance: ±0.5  
units: mm



**PART NUMBER:** CPE-353

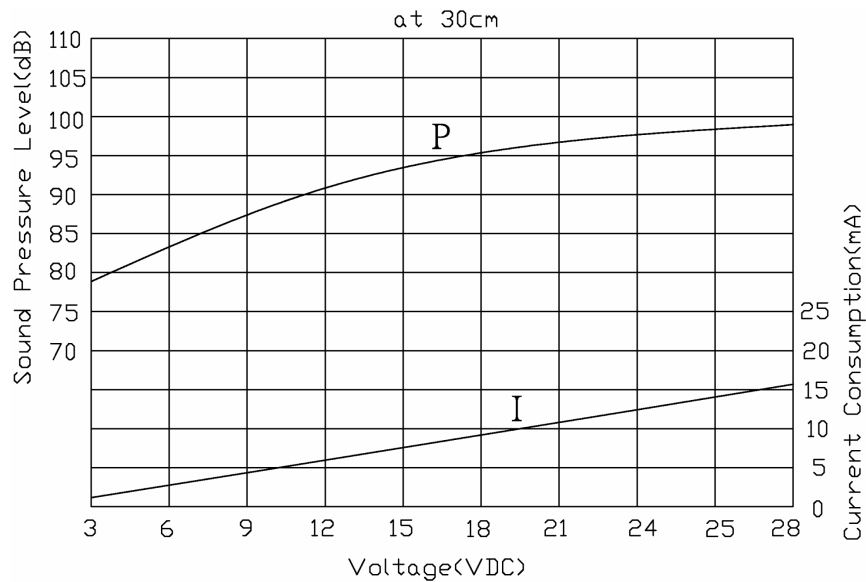
**DESCRIPTION:** piezo audio indicators

**MEASUREMENT METHOD**



S.P.L. Measuring Circuit  
 Mic: RION S.P.L. meter UC30 or equivalent  
 S.G.: Hewlett Packard 33120A function gernerator or equivalent

**CURRENT CONSUMPTION/SOUND PRESSURE LEVEL**





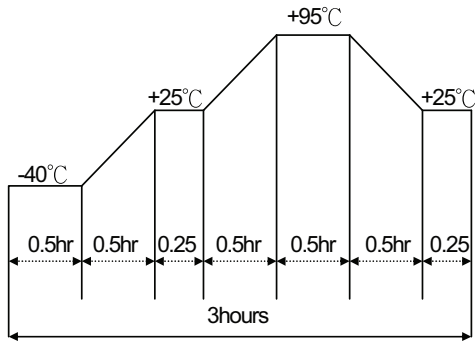
**PART NUMBER:** CPE-353

**DESCRIPTION:** piezo audio indicators

**MECHANICAL CHARACTERISTICS**

item	test condition	evaluation standard
solderability	Stripped wires are immersed in rosin for 5 seconds and then immersed in solder bath of 270 ±5°C for 3 ±1 seconds.	90% min. of the lead terminals will be wet with solder (except the edge of the terminal).
lead wire pull strength	The pull force shall be applied to lead wire: Horizontal 3.0N for 30 seconds Vertical 2.0N for 30 seconds	No damage or cutting off.
vibration	The buzzer shall be measured after applying a vibration amplitude of 1.5 mm with 10 to 55 Hz band of vibration frequency to each of the 3 perpendicular directions for 2 hours.	The value of oscillation frequency/current consumption should be ±10% of the initial measurements. The SPL should be within ±10dB compared with the initial measurement.
drop test	The part will be dropped from a height of 75 cm onto a 40 mm thick wooden board 3 times in 3 axes (X, Y, Z) for a total of 9 drops.	

**ENVIRONMENT TEST**

item	test condition	evaluation standard
high temp. test	After being placed in a chamber at +95°C for 240 hours.	The buzzer will be measured after being placed at +25°C for 4 hours. The value of the oscillation frequency/current consumption should be ±10% compared to the initial measurements. The SPL should be within ±10dB compared to the initial measurements.
low temp. test	After being placed in a chamber at -40°C for 240 hours.	
humidity test	After being placed in a chamber at +40°C and 90±5% relative humidity for 240 hours.	
temp. cycle test	The part shall be subjected to 5 cycles. One cycle will consist of:  	

**PART NUMBER:** CPE-353**DESCRIPTION:** piezo audio indicators**RELIABILITY TEST**

<b>item</b>	<b>test condition</b>	<b>evaluation standard</b>
operating (life test)	<p>1. Continuous life test: The part will be subjected to 48 hours of continuous operation at +70°C with rated voltage applied.</p> <p>2. Intermittent life test: A duty cycle of 1 minute on, 1 minutes off, a minimum of 5,000 times at room temp (+25 ±2°C) with rated voltage applied.</p>	The buzzer will be measured after being placed at +25°C for 4 hours. The value of the oscillation frequency/current consumption should be ±10% compared to the initial measurements. The SPL should be within ±10dB compared to the initial measurements.

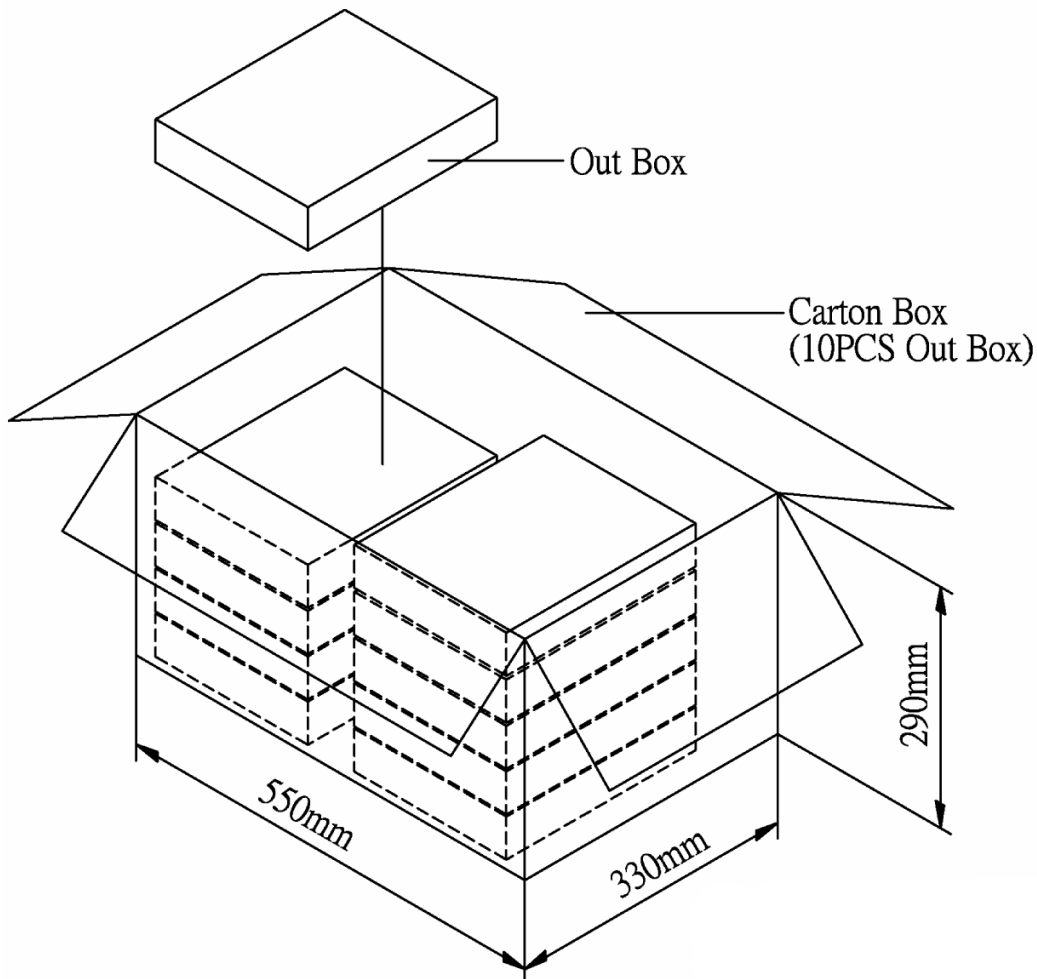
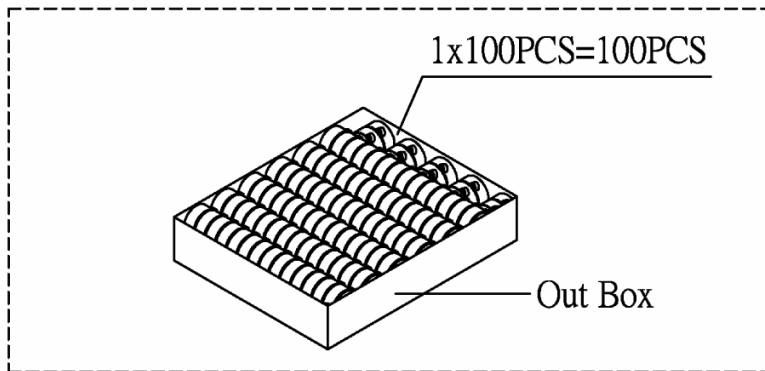
**TEST CONDITIONS**

standard test condition	a) temperature: +5 ~ +35°C	b) humidity: 45 - 85%	c) pressure: 860-1060 mbar
judgement test condition	a) temperature: +25 ±2°C	b) humidity: 60 - 70%	c) pressure: 860-1060 mbar

**PART NUMBER:** CPE-353

**DESCRIPTION:** piezo audio indicators

**PACKAGING**



Out Box	310mmx248mmx49mm	1x100PCS=100PCS
Carton Box	550mmx330mmx290mm	100PCSx10=1,000PCS