


**MODEL:** CSS-J4D20-SMT | **DESCRIPTION:** MAGNETIC BUZZER TRANSDUCER

**FEATURES**

- surface mount
- side sound port
- externally driven



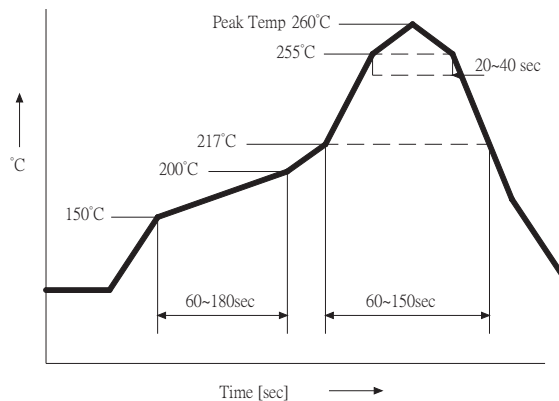
**SPECIFICATIONS**

| parameter             | conditions/description  | min | typ   | max | units |     |
|-----------------------|---|-----|-------|-----|-------|-----|
| rated voltage         |  |     | 3.6   |     | Vo-p  |     |
| operating voltage     |   | 3   |       | 5   | Vo-p  |     |
| current consumption   | at rated voltage, 3,100 Hz square wave, 1/2 duty                                  |     |       | 80  | mA    |     |
| rated frequency       |   |     | 3,100 |     | Hz    |     |
| sound pressure level  | at 5 cm (A-weight), rated voltage, 3,100 Hz square wave, 1/2 duty                 |     |       | 90  | 97    | dBa |
| coil resistance       |   | 17  | 20    | 23  | Ω     |     |
| dimensions            | 8.5 x 8.5 x 3.2   |     |       |     | mm    |     |
| weight                |   |     | 0.7   |     | g     |     |
| material              | L.C.P. (white)  |     |       |     |       |     |
| terminal              | SMT type (Au plating)   |     |       |     |       |     |
| operating temperature |   | -40 |       | 70  | °C    |     |
| storage temperature   |   | -40 |       | 85  | °C    |     |
| RoHS                  | yes   |     |       |     |       |     |

Note: Add suffix "-TR" to the model for tape & reel packaging

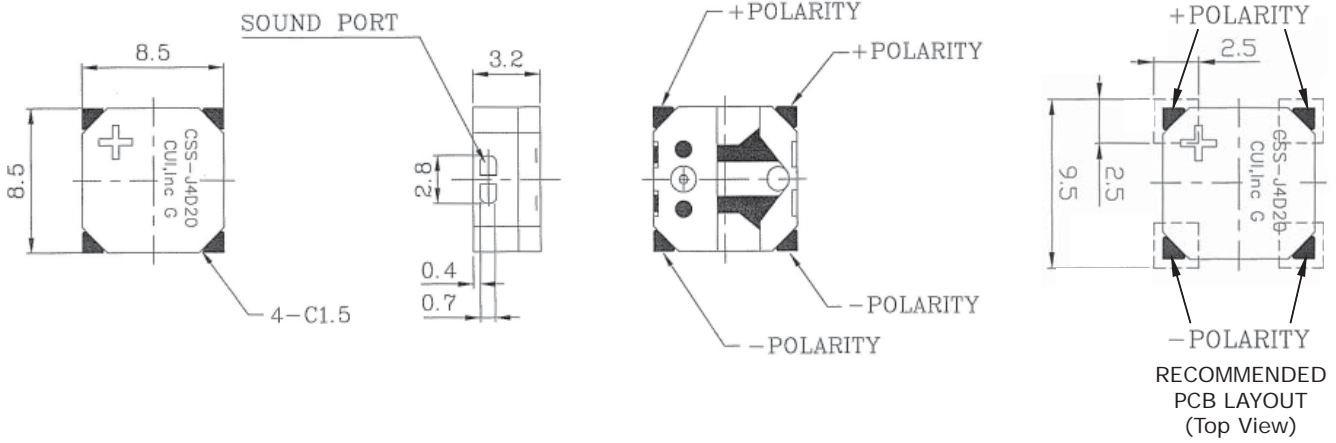
**SOLDERABILITY**

| parameter        | conditions/description    | min | typ | max | units |
|------------------|---------------------------|-----|-----|-----|-------|
| reflow soldering | see reflow solder profile |     |     | 260 | °C    |

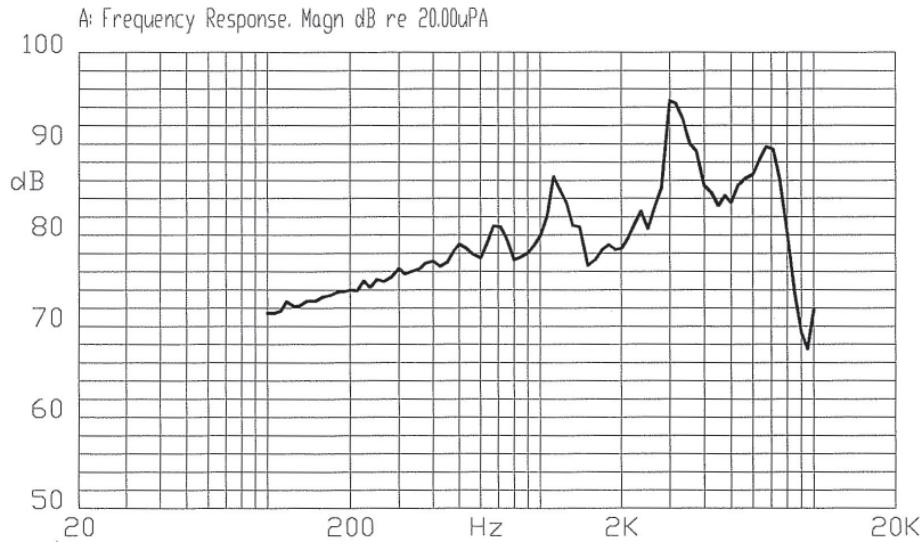


## MECHANICAL DRAWING

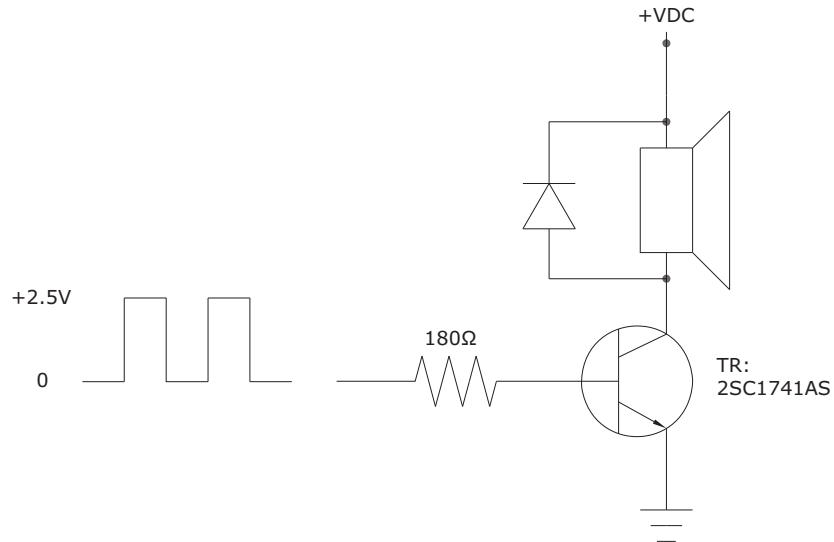
units: mm  
tolerance:  $\pm 0.5$  mm



## FREQUENCY RESPONSE CURVE



## MEASUREMENT METHOD



## REVISION HISTORY

---

| rev. | description   | date       |
|------|---|------------|
| 1.0  | initial release   | 09/20/2006 |
| 1.01 | applied new spec template   | 11/03/2008 |
| 1.02 | updated part number, added TR package option, applied new spec template | 05/06/2013 |

The revision history provided is for informational purposes only and is believed to be accurate.



**CUI INC**<sup>®</sup>

**Headquarters**  
20050 SW 112th Ave.  
Tualatin, OR 97062  
**800.275.4899**

Fax 503.612.2383  
**cui.com**  
techsupport@cui.com

CUI offers a one (1) year limited warranty. Complete warranty information is listed on our website.

CUI reserves the right to make changes to the product at any time without notice. Information provided by CUI is believed to be accurate and reliable. However, no responsibility is assumed by CUI for its use, nor for any infringements of patents or other rights of third parties which may result from its use.

CUI products are not authorized or warranted for use as critical components in equipment that requires an extremely high level of reliability. A critical component is any component of a life support device or system whose failure to perform can be reasonably expected to cause the failure of the life support device or system, or to affect its safety or effectiveness.