

**MODEL:** CST-951RP-A | **DESCRIPTION:** MAGNETIC BUZZER

**FEATURES**

- side port
- SPL 85 dB
- low profile

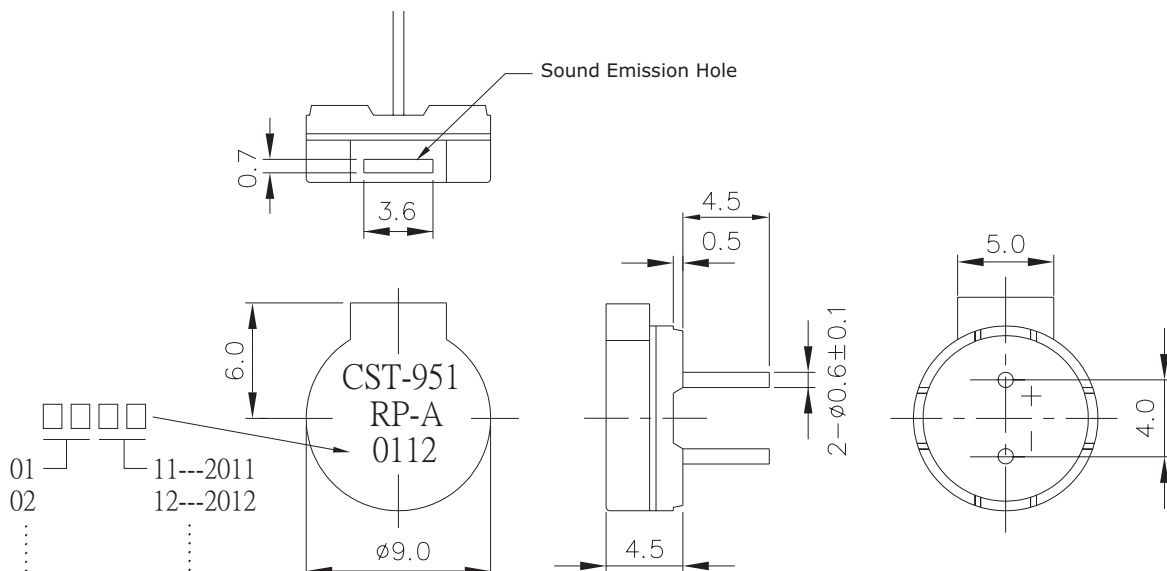


**SPECIFICATIONS**

parameter	conditions/description	min	typ	max	units
rated voltage			5.0		Vo-p
operating voltage		4.0		6.0	Vo-p
current consumption	at rated voltage, 2,730 Hz square wave, 1/2 duty			80	mA
coil resistance		25.5	30.0	34.5	Ω
sound pressure level	at 10 cm	85	92		dB
rated frequency			2,730		Hz
dimensions	ø9.0 x H4.5				mm
weight			0.6		g
material	PPO				
terminal	pin type (Au plating)				
operating temperature		-20		60	°C
storage temperature		-30		70	°C
RoHS	yes				

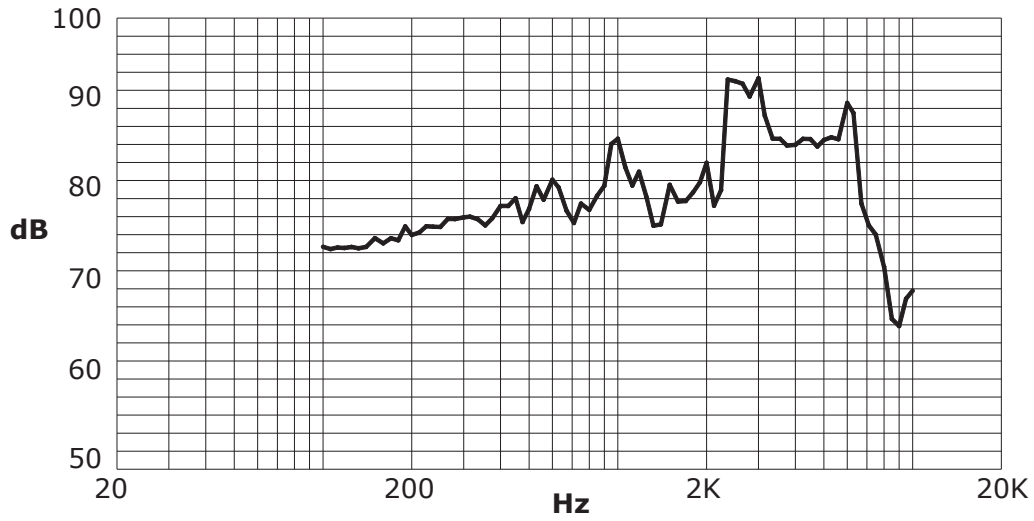
Note: 1. Not recommended for wave soldering

**MECHANICAL DRAWING**

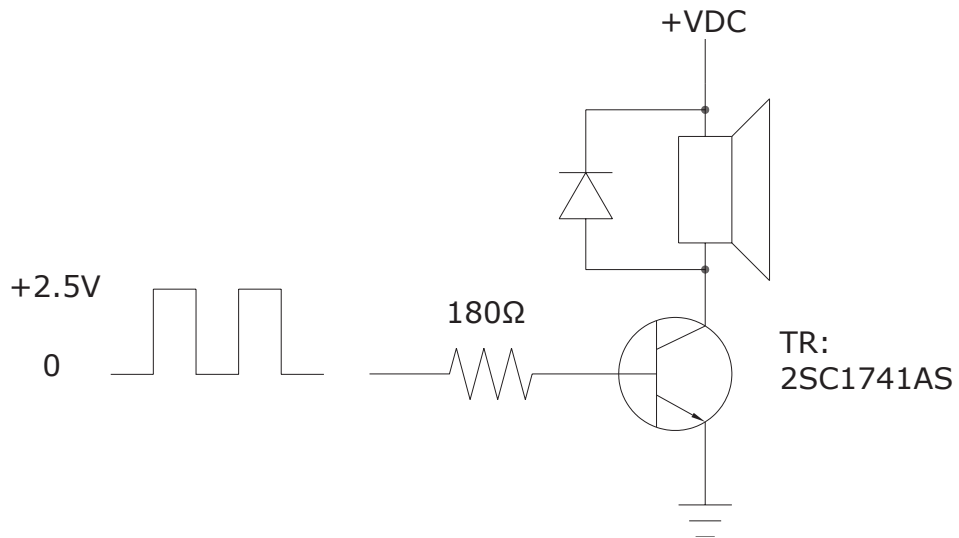


## FREQUENCY RESPONSE CURVE

A: frequency response. Magn dB re 20.00 $\mu$ PA



## MEASUREMENT METHOD



## REVISION HISTORY

---

rev.	description	date
1.0	initial release	01/30/2006
1.01	updated template and model number	03/28/2012
1.02	added soldering note	07/02/2013

The revision history provided is for informational purposes only and is believed to be accurate.



**CUI INC**<sup>®</sup>

**Headquarters**  
20050 SW 112th Ave.  
Tualatin, OR 97062  
**800.275.4899**

Fax 503.612.2383  
**cui.com**  
techsupport@cui.com

CUI offers a one (1) year limited warranty. Complete warranty information is listed on our website.

CUI reserves the right to make changes to the product at any time without notice. Information provided by CUI is believed to be accurate and reliable. However, no responsibility is assumed by CUI for its use, nor for any infringements of patents or other rights of third parties which may result from its use.

CUI products are not authorized or warranted for use as critical components in equipment that requires an extremely high level of reliability. A critical component is any component of a life support device or system whose failure to perform can be reasonably expected to cause the failure of the life support device or system, or to affect its safety or effectiveness.