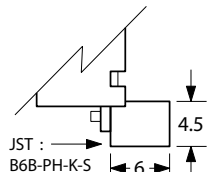
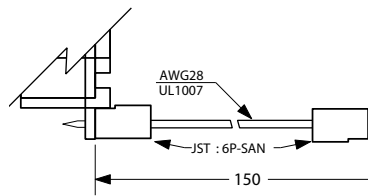


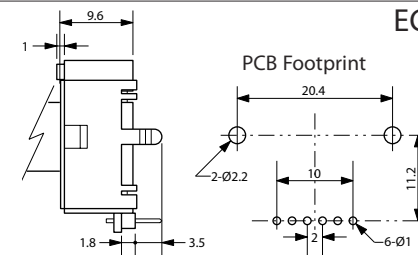
EC208X025B



EC208X025C



EC208X025D



SPECIFICATIONS

1. Input Voltage: 3.3VDC ±10%
2. Resolution: 25PPR
3. Current Consumption: 20mA max.
4. Output Voltage: High: VCC-0.5Vmin
Low: 0.7Vmax
5. Max. Freq. Response: 100Hz

MECHANICAL

1. Max Shaft Load, radial: 1.0 kgf
axial: 1.0 kgf
2. Rotational Angle: 360° continuous
3. Detent Torque: 40±20 gf•cm max.
4. Maximum Speed: 240 RPM
5. Rotational Life: 1,000,000 cycles

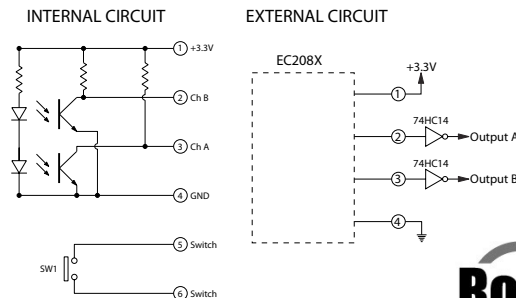
ENVIRONMENTAL

1. Operating Temp: 0° to +60° C
2. Storage Temp: -20° to +80° C
3. Humidity: 85% RH, no condensation
4. Vibration: 10 - 55 Hz, 1.5 mm, 2 hrs
5. Shock: 50G, 6ms, 3 axes, 3 reps

PUSH SWITCH

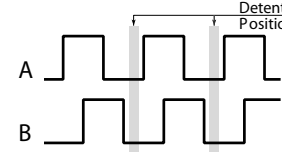
1. Rating: 12VDC, 50mA
2. Contact Resistance: 200mΩ max.
3. Insulation Resistance: 100MΩ min.
4. Voltage Withstand: 250V AC, 1 min.
5. Operating Force: 306~612gf
6. Travel: 0.7mm ±0.3mm
7. Bounce: 10ms
8. Life: 1,000,000 cycles

OUTPUT CIRCUIT



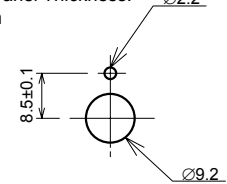
LOGIC PATTERN

(Clock wise rotation viewed from front)



CUT-OUT DIM.

Mounting Panel Thickness: 1.6~2.0mm



ORDERING INSTRUCTIONS

EC208X025XX

- Shaft style:
E = Single shaft
F = Dual concentric shaft
- Termination options:
A = Solder holes
B = Connector
C = Cable
D = PC board mount
- Jumper:
1 = With JMP1
2 = Without JMP1



CUI Inc.
20050 SW 112th Ave.
Tualatin, OR 97062
Tel: 503/612-2300 FAX: 503/612-2383

DRAWN BY KDW	UPDATED 08/31/07	CHECKED 08/31/07	UNIT MM
PART NO. EC208X025XX			REV. B