



**PART NUMBER:** MEH20-2500PST

**DESCRIPTION:** incremental encoder

**ELECTRICAL SPECIFICATIONS**

output waveform	Square wave
output signals	A, B, Z phase
current consumption	≤40 mA
frequency response	Line driver 0~50KHz, voltage - open collector 0~100KHz
output phase difference	See output waveform
supply voltage	5 V dc ±10% (line driver output only), 5 ~ 12 V dc ±10%
output resolution (ppr)	5000, 10000, 20000, 40000

**MECHANICAL SPECIFICATIONS**

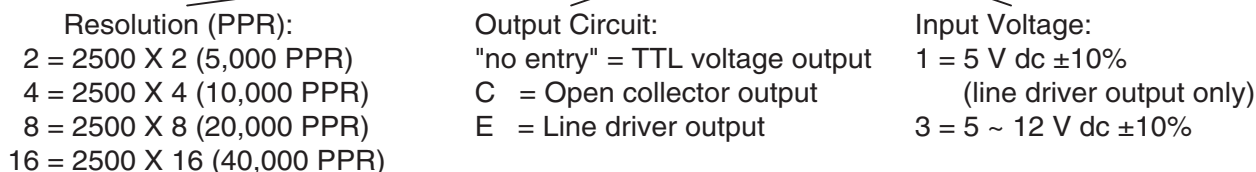
max shaft load, radial:	14.7N (1.5kgf)
axial:	4.9N (0.5kgf)
starting torque	2 x 10 <sup>-3</sup> N·m (20 gf·cm)
max rotational speed	6000 RPM
shock resistance	500 m/s <sup>2</sup> (50G), 3 times each on XYZ
vibration proof	55 Hz, double amplitude 1.5mm, 2 hours each on XYZ
weight	70g (with 1m cable)
cable	4.2mm outside diameter, 5 core vinyl wire insulated shield cable (1m)

**ENVIRONMENTAL SPECIFICATIONS**

operating temp	0° to +50° C
storage temp	-20° to +80° C
humidity	RH 35%~90% non collecting

**ORDERING INSTRUCTIONS**

**MEH20 - 2500PSTXX-XX**

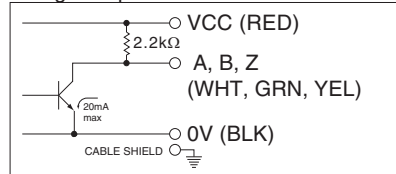


**PART NUMBER:** MEH20-2500PST

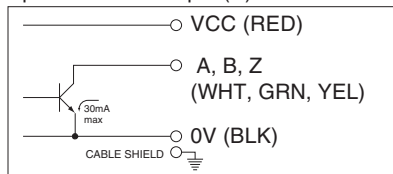
**DESCRIPTION:** incremental encoder

## CIRCUIT CONNECTIONS

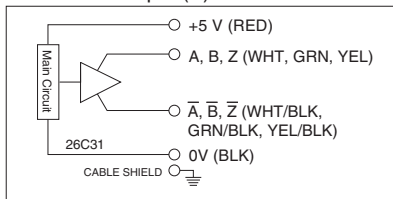
### Voltage Output



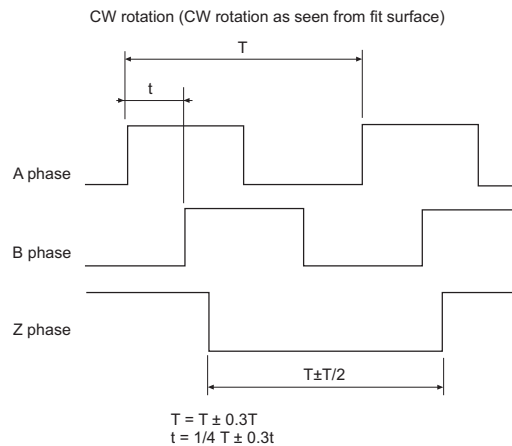
### Open Collector Output (C)



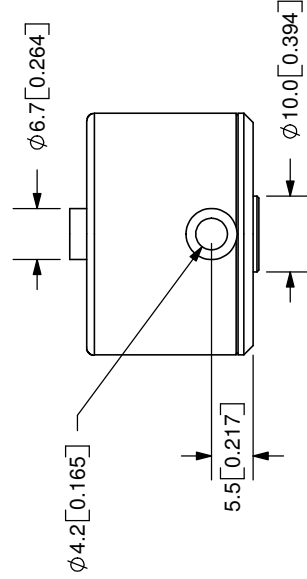
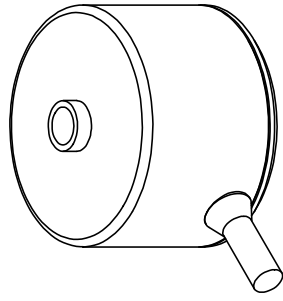
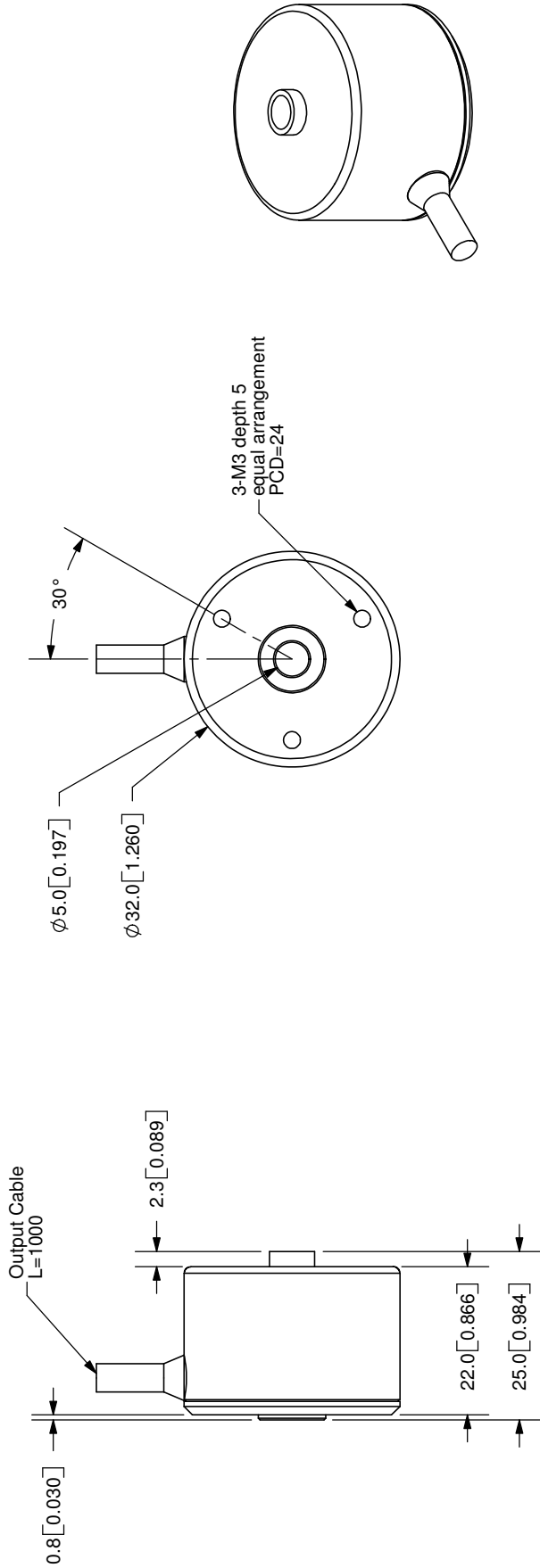
### Line Driver Output (E)



## OUTPUT WAVEFORM



REV.	DESCRIPTION	DATE
A	NEW DRAWING	7/27/2007



TOLERANCE:  
±0.3mm UNLESS OTHERWISE  
SPECIFIED



**CUI INC**

20050 SW 112th Ave.  
Tualatin, OR 97062  
Phone: 503-612-2300  
800-275-4899  
Fax: 503-612-2383  
Website: www.cui.com

TITLE: Incremental Encoder	REV: A
PART NO: MEH20	UNITS: MM [INCHES]
DRAWN BY: JMS	APPROVED BY:
	SCALE: 1:1

Cable Color	Red	White	Green	Yellow	Black	-	-	-	-
Output Type	Power	A-Phase	B-Phase	Z-Phase	0V	-	-	-	-

COPYRIGHT 2007  
BY CUI INC.

PC FILE NAME:  
MEH20