



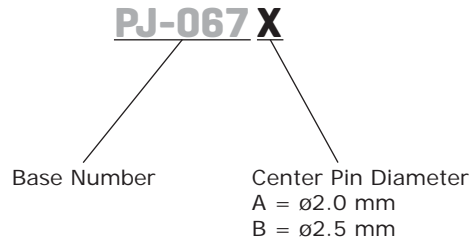
SERIES: PJ-067X | **DESCRIPTION:** DC POWER JACK

FEATURES

- mounting hardware includes nut and washer
- panel mount
- metal bushing



PART NUMBER KEY



SPECIFICATIONS

| parameter | conditions/description | min | typ | max | units |
|---------------------------|------------------------|-----|-------|-----|--------|
| rated input voltage | | | 24 | | Vdc |
| rated input current | | | | 5 | A |
| contact resistance | | | | 30 | mΩ |
| insulation resistance | at 500 Vdc | 100 | | | MΩ |
| voltage withstand | for 1 minute | | | 500 | Vac |
| insertion/withdrawl force | | 0.2 | | 3.0 | kgf |
| operating temperature | | -25 | | 70 | °C |
| life | | | 5,000 | | cycles |

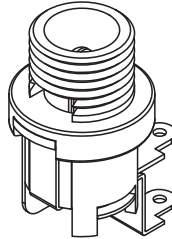
SOLDERABILITY

| parameter | conditions/description | min | typ | max | units |
|----------------|------------------------|-----|-----|-----|-------|
| hand soldering | for 3-5 seconds at | 295 | 300 | 305 | °C |
| wave soldering | for 3-5 seconds at | 245 | 250 | 255 | °C |

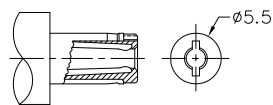
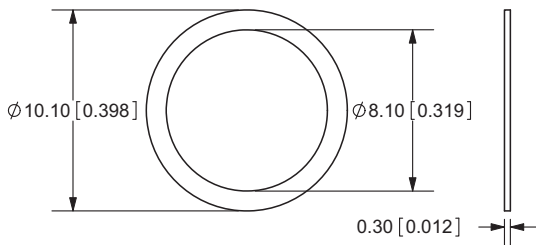
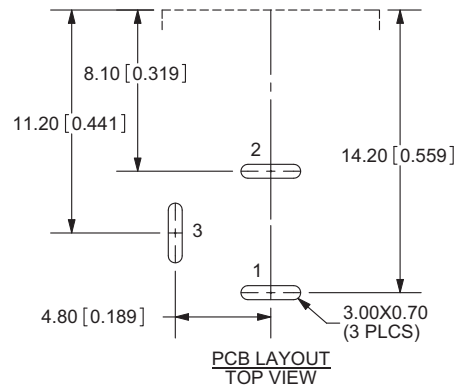
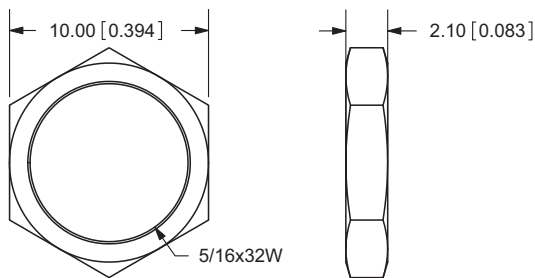
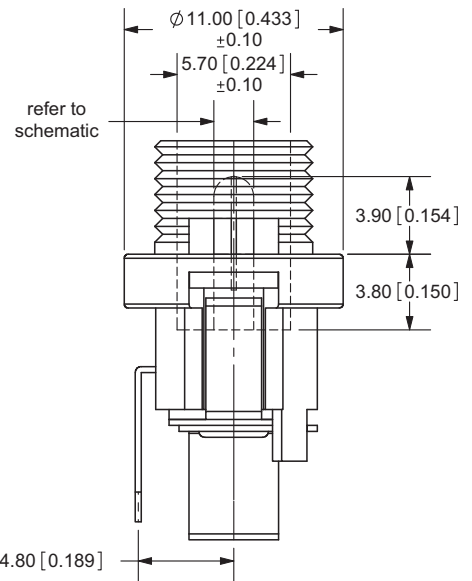
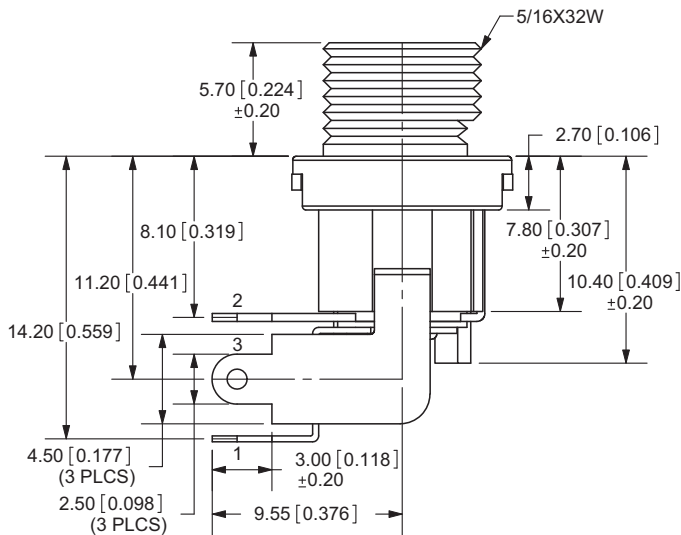
MECHANICAL DRAWING

units: mm[inches]

TOLERANCE:
±0.3mm (unless otherwise specified)



| | MATERIAL | PLATING |
|------------|---------------------|---------|
| center pin | brass | nickel |
| terminal 1 | brass | silver |
| terminal 2 | phosphor bronze | silver |
| terminal 3 | brass | silver |
| bushing | brass | nickel |
| insulator | red vulcanite fiber | |
| plastic | PBT | |
| nut | brass | nickel |
| washer | steel | nickel |



MATING PLUG
Jack Insertion Depth: 8.4mm

| | |
|-----------|------------|
| Schematic | |
| Model | Center Pin |
| PJ-067A | Ø2.0 mm |
| PJ-067B | Ø2.5 mm |

REVISION HISTORY

| rev. | description | date |
|------|------------------------------------|------------|
| 1.0 | initial release | 08/03/2010 |
| 1.01 | new template applied | 06/14/2012 |
| 1.02 | updated voltage and current rating | 12/19/2012 |

The revision history provided is for informational purposes only and is believed to be accurate.



Headquarters
20050 SW 112th Ave.
Tualatin, OR 97062
800.275.4899

Fax 503.612.2383
cui.com
techsupport@cui.com

CUI offers a one (1) year limited warranty. Complete warranty information is listed on our website.

CUI reserves the right to make changes to the product at any time without notice. Information provided by CUI is believed to be accurate and reliable. However, no responsibility is assumed by CUI for its use, nor for any infringements of patents or other rights of third parties which may result from its use.

CUI products are not authorized or warranted for use as critical components in equipment that requires an extremely high level of reliability. A critical component is any component of a life support device or system whose failure to perform can be reasonably expected to cause the failure of the life support device or system, or to affect its safety or effectiveness.