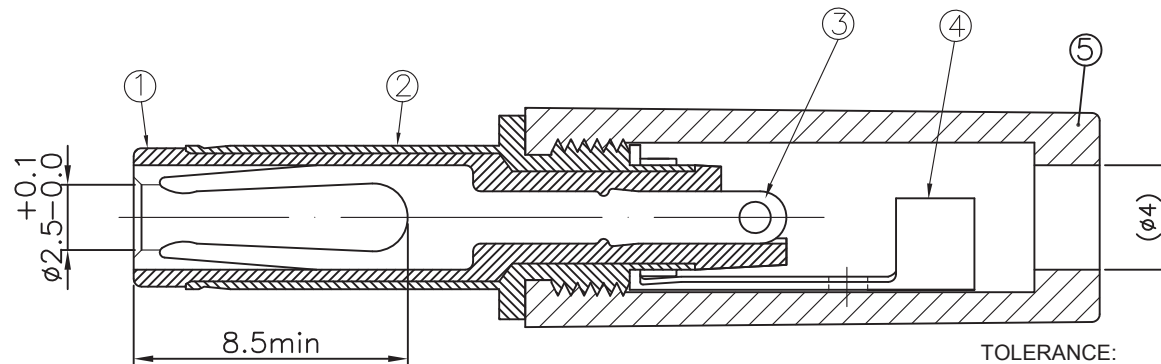
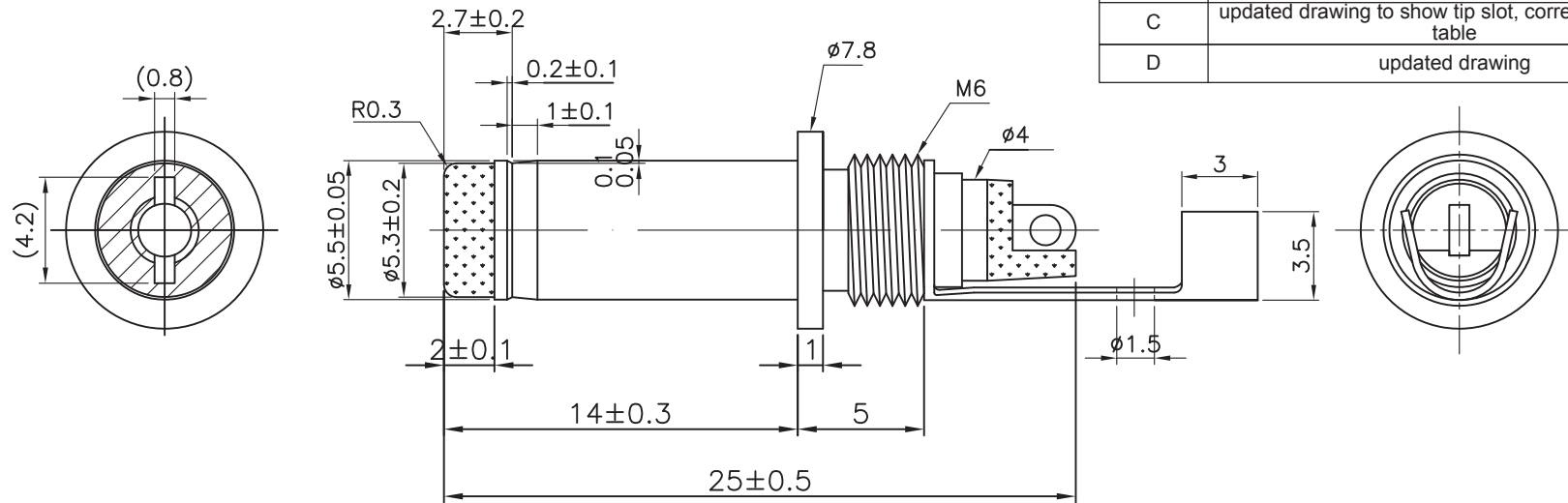
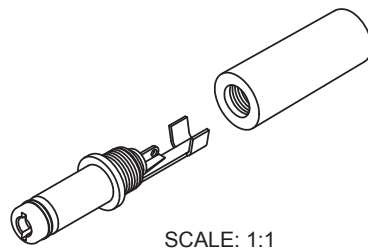


| REV. | DESCRIPTION | DATE |
|------|--|------------|
| A | NEW DRAWING | 12/30/2009 |
| B | operating temp added | 3/25/2010 |
| C | updated drawing to show tip slot, corrected material table | 5/25/2010 |
| D | updated drawing | 5/26/2016 |



TOLERANCE:
±0.3mm UNLESS OTHERWISE
SPECIFIED



SCALE: 1:1

SPECIFICATIONS:

RATING: 16V DC @ 8A
 CONTACT RESISTANCE: 30m OHMS MAX
 INSULATION RESISTANCE: 100M OHMS MIN: 500V DC
 VOLTAGE WITHSTAND: 500V AC R.M.S. FOR 1 MINUTE
 OPERATING TEMP: -25° ~ +70°C
 LIFE: 5,000 CYCLES



20050 SW 112th Ave.
 Tualatin, OR 97062
 Phone: 503-612-2300
 800-275-4899
 Fax: 503-612-2383
 Website: www.cui.com

| | MATERIAL | PLATING |
|---|---------------|----------|
| ① | TIP INSULATOR | PBT |
| ② | PIN | Brass |
| ③ | BARREL | P-Bronze |
| ④ | TERMINALS | Brass |
| ⑤ | COVER | ABS |

| | | |
|----------------------|--------------------|------------|
| TITLE: DC POWER JACK | | REV: A |
| PART NO. PP3-002BH | UNITS: MM [INCHES] | |
| DRAWN BY: | APPROVED BY: | SCALE: 4:1 |

PC FILE NAME:
PP3-002BH

COPYRIGHT 2016 BY CUI INC.