


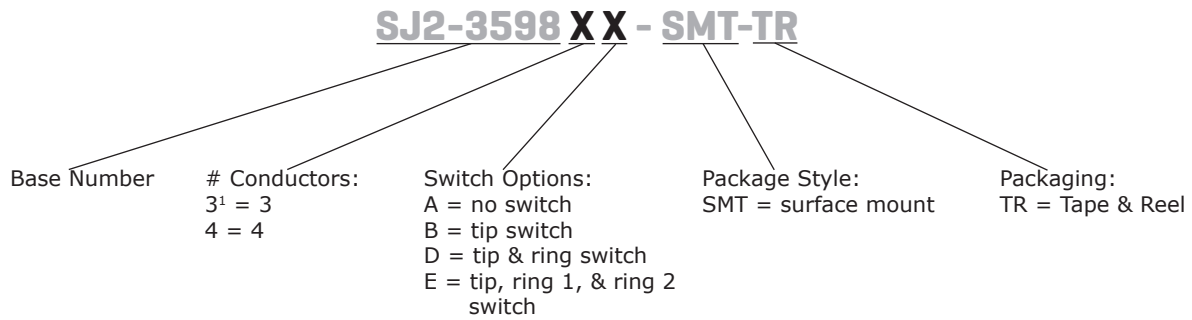
**SERIES:** SJ2-3598X-SMT | **DESCRIPTION:** AUDIO JACK

**FEATURES**

- gold flash terminal plating
- multiple switch configurations
- reflow solder compatible
- surface mount
- suitable for medical applications



**PART NUMBER KEY**



Note: 1. 3 conductor option only available with tip & ring switch

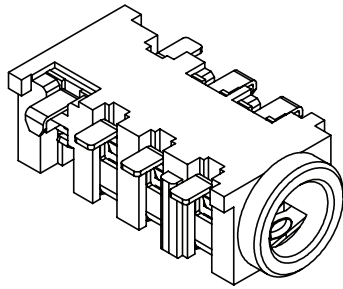
**SPECIFICATIONS**

| parameter                       | conditions/description   | min | typ   | max      | units    |
|---------------------------------|--|-----|-------|----------|----------|
| rated input voltage             |  |     | 12    |          | Vdc      |
| rated input current             |  |     |       | 1        | A        |
| contact resistance <sup>2</sup> | between terminal and mating plug<br>between terminal in a closed circuit |     |       | 50<br>30 | mΩ<br>mΩ |
| insulation resistance           | at 500 Vdc   | 100 |       |          | MΩ       |
| voltage withstand               | for 1 minute   |     |       | 500      | Vac      |
| insertion/withdrawal force      |  | 0.3 |       | 3        | kg       |
| operating temperature           |  | -25 |       | 85       | °C       |
| life                            | at a rate of 24 cycles/minute  |     | 5,000 |          | cycles   |
| flammability rating             | UL94V-0  |     |       |          |          |
| RoHS                            | 2011/65/EU   |     |       |          |          |

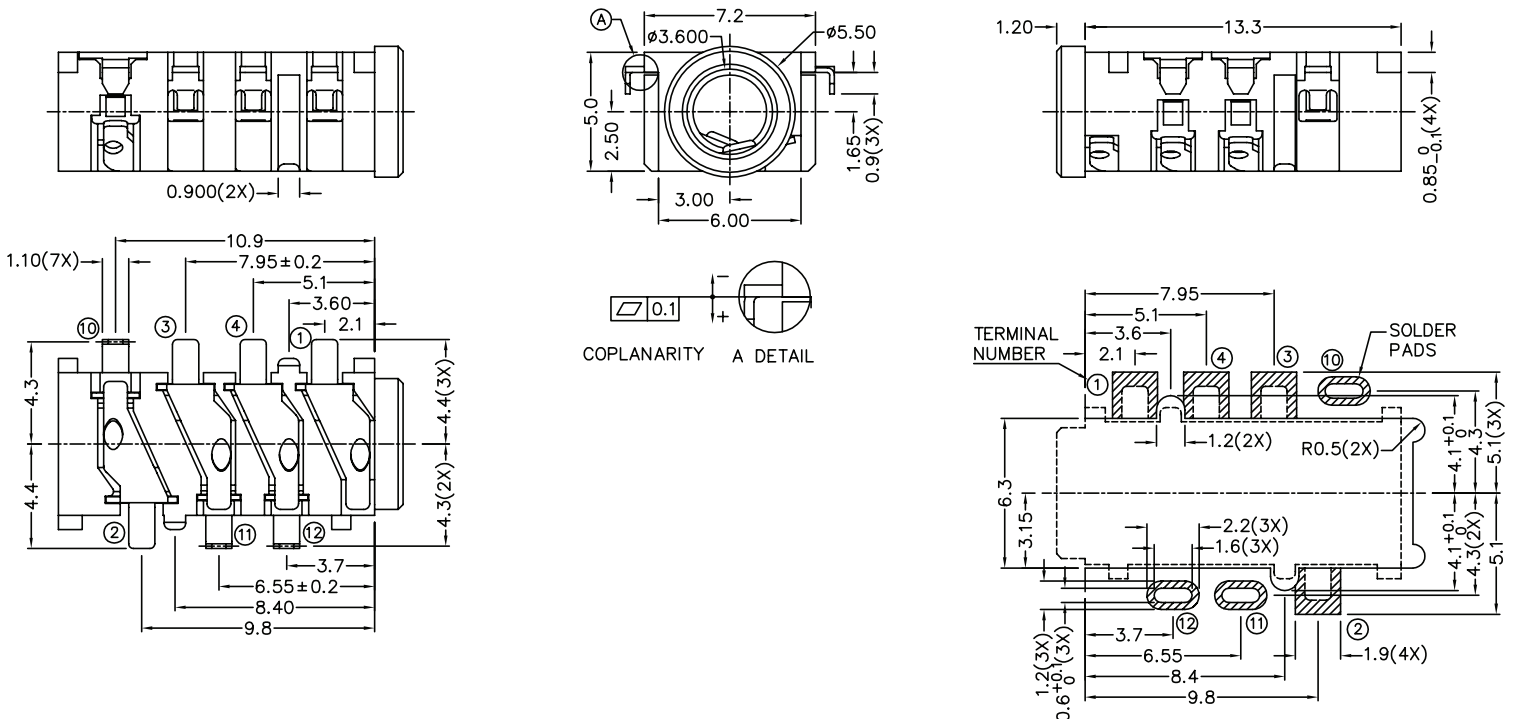
Note: 2. When measured at a current of less than 100 mA/1 kHz  
 3. All specifications measured at 10~35°C, humidity at 45~85%, under standard atmospheric pressure, unless otherwise noted.

## MECHANICAL DRAWING

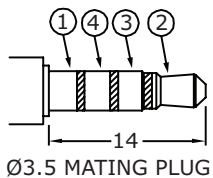
units: mm  
 tolerance:  
 X.X ±0.2 mm  
 X.XX ±0.10 mm  
 X.XXX ±0.050 mm  
 PCB: ±0.05 mm



|             | MATERIAL     | PLATING    |
|-------------|--------------|------------|
| terminal 1  | copper alloy | gold flash |
| terminal 2  | copper alloy | gold flash |
| terminal 3  | copper alloy | gold flash |
| terminal 4  | copper alloy | gold flash |
| terminal 10 | brass        | gold flash |
| terminal 11 | brass        | gold flash |
| terminal 12 | brass        | gold flash |
| plastic     | PA10T        |            |



Recommended PCB Layout  
 Top View



| Model No. | SJ2-35983D-SMT | SJ2-35984A-SMT | SJ2-35984B-SMT | SJ2-35984D-SMT | SJ2-35984E-SMT |
|-----------|----------------|----------------|----------------|----------------|----------------|
| Schematic |                |                |                |                |                |
| PIN       |                |                |                |                |                |
| 1         | sleeve         | sleeve         | sleeve         | sleeve         | sleeve         |
| 2         | tip            | tip            | tip            | tip            | tip            |
| 3         | ring 1         | ring 1         | ring 1         | ring 1         | ring 1         |
| 4         | NP             | ring 2         | ring 2         | ring 2         | ring 2         |
| 10        | tip switch     | NP             | tip switch     | tip switch     | tip switch     |
| 11        | ring 1 switch  | NP             | NP             | ring 1 switch  | ring 1 switch  |
| 12        | NP             | NP             | NP             | NP             | ring 2 switch  |

## SOLDERABILITY

| parameter                     | conditions/description   | min | typ | max | units |
|-------------------------------|--|-----|-----|-----|-------|
| reel storage                  | at relative humidity <80%  |     |     | 40  | °C    |
| reflow soldering <sup>1</sup> | see reflow profile   | 255 | 260 | 265 | °C    |
| dryng conditions <sup>2</sup> | parts in reel: bake at 40°C ±5°C for 72 hours<br>parts removed from reel: bake at 40°C ±5°C for 10 hours |     |     |     |       |

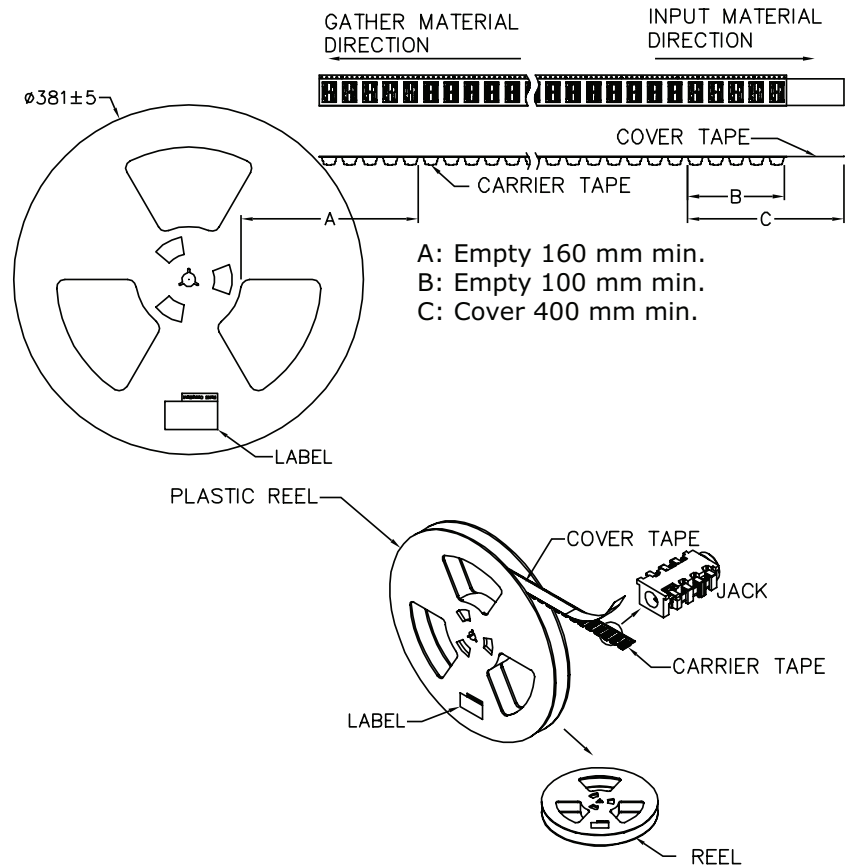
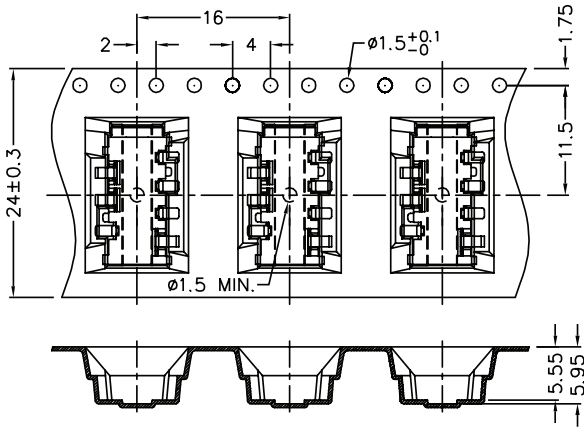
Note: 1. Must reflow solder within 72 hours from opening vacuum packaging at a temperature <30°C & relative humidity <60%.  
2. When exceeding floor life by >72 hours.



## PACKAGING

units: mm

Reel Size: Ø381 mm  
Reel QTY: 1,000 pcs per reel



## REVISION HISTORY

---

| rev. | description                         | date       |
|------|-------------------------------------|------------|
| 1.0  | initial release                     | 12/16/2016 |
| 1.01 | added storage and drying conditions | 06/22/2017 |

The revision history provided is for informational purposes only and is believed to be accurate.



**CUI INC**<sup>®</sup>

**Headquarters**  
20050 SW 112th Ave.  
Tualatin, OR 97062  
**800.275.4899**

Fax 503.612.2383  
**cui.com**  
techsupport@cui.com

CUI offers a one (1) year limited warranty. Complete warranty information is listed on our website.

CUI reserves the right to make changes to the product at any time without notice. Information provided by CUI is believed to be accurate and reliable. However, no responsibility is assumed by CUI for its use, nor for any infringements of patents or other rights of third parties which may result from its use.

CUI products are not authorized or warranted for use as critical components in equipment that requires an extremely high level of reliability. A critical component is any component of a life support device or system whose failure to perform can be reasonably expected to cause the failure of the life support device or system, or to affect its safety or effectiveness.